

## PRECINCT 1

### Statistics

	TOTAL	Absentee	Early Voting	Election Day
Registered Voters - Total	1,572			
Ballots Cast - Total	446	15	281	150
Ballots Cast - Republican Party	415	15	258	142
Ballots Cast - Blank	0	0	0	0
Voter Turnout - Total	28.37%			

### REP US Senator

Vote For 1

	TOTAL	VOTE %	Absentee	Early Voting	Election Day
Ken Paxton	194	46.75%	7	121	66
Wesley Hunt	35	8.43%	0	20	15
Sara Canady	2	0.48%	0	2	0
Virgil John Bierschwale	1	0.24%	0	1	0
Anna Bender	2	0.48%	0	1	1
John Cornyn	168	40.48%	7	104	57
Gulrez "Gus" Khan	3	0.72%	1	1	1
John O. Adefope	1	0.24%	0	1	0
Total Votes Cast	406	97.83%	15	251	140
Overvotes	0	0.00%	0	0	0
Undervotes	9	2.17%	0	7	2
Contest Totals	415	100.00%	15	258	142

### REP US Representative, District 11

Vote For 1

	TOTAL	VOTE %	Absentee	Early Voting	Election Day
August Pfluger	344	82.89%	10	214	120
Total Votes Cast	344	82.89%	10	214	120
Overvotes	0	0.00%	0	0	0
Undervotes	71	17.11%	5	44	22
Contest Totals	415	100.00%	15	258	142

## PRECINCT 1

### REP Governor

Vote For 1

	TOTAL	VOTE %	Absentee	Early Voting	Election Day
Arturo Espinosa	2	0.48%	0	2	0
Greg Abbott	346	83.37%	13	216	117
Pete "Doc" Chambers	43	10.36%	1	25	17
Stephen Samuelson	3	0.72%	0	2	1
Evelyn Brooks	7	1.69%	1	5	1
Kenneth Hyde	0	0.00%	0	0	0
Ronnie Tullos	2	0.48%	0	0	2
Nathaniel Welch	0	0.00%	0	0	0
Mark V. Goloby	0	0.00%	0	0	0
R.F. "Bob" Achgill	1	0.24%	0	0	1
Charles Andrew Crouch	1	0.24%	0	1	0
Total Votes Cast	405	97.59%	15	251	139
Overvotes	0	0.00%	0	0	0
Undervotes	10	2.41%	0	7	3
Contest Totals	415	100.00%	15	258	142

### REP Lieutenant Governor

Vote For 1

	TOTAL	VOTE %	Absentee	Early Voting	Election Day
Esala Wueschner	7	1.69%	0	4	3
Dan Patrick	346	83.37%	14	211	121
Timothy Mabry	39	9.40%	1	24	14
Perla Munoz Hopkins	7	1.69%	0	4	3
Total Votes Cast	399	96.14%	15	243	141
Overvotes	0	0.00%	0	0	0
Undervotes	16	3.86%	0	15	1
Contest Totals	415	100.00%	15	258	142

### REP Attorney General

Vote For 1

	TOTAL	VOTE %	Absentee	Early Voting	Election Day
Aaron Reitz	48	11.57%	0	37	11
Joan Huffman	78	18.80%	3	41	34
Mayes Middleton	111	26.75%	6	67	38
Chip Roy	133	32.05%	5	80	48
Total Votes Cast	370	89.16%	14	225	131
Overvotes	0	0.00%	0	0	0
Undervotes	45	10.84%	1	33	11
Contest Totals	415	100.00%	15	258	142

## PRECINCT 1

### REP Comptroller of Public Accounts

Vote For 1

	TOTAL	VOTE %	Absentee	Early Voting	Election Day
Christi Craddick	101	24.34%	3	67	31
Don Huffines	177	42.65%	8	103	66
Kelly Hancock	93	22.41%	2	56	35
Michael Berlanga	6	1.45%	0	5	1
Total Votes Cast	377	90.84%	13	231	133
Overvotes	0	0.00%	0	0	0
Undervotes	38	9.16%	2	27	9
Contest Totals	415	100.00%	15	258	142

### REP Comm General Land Office

Vote For 1

	TOTAL	VOTE %	Absentee	Early Voting	Election Day
Dawn Buckingham	344	82.89%	11	210	123
Total Votes Cast	344	82.89%	11	210	123
Overvotes	0	0.00%	0	0	0
Undervotes	71	17.11%	4	48	19
Contest Totals	415	100.00%	15	258	142

### REP Commissioner of Agriculture

Vote For 1

	TOTAL	VOTE %	Absentee	Early Voting	Election Day
Nate Sheets	139	33.49%	4	84	51
Sid Miller	233	56.14%	8	142	83
Total Votes Cast	372	89.64%	12	226	134
Overvotes	0	0.00%	0	0	0
Undervotes	43	10.36%	3	32	8
Contest Totals	415	100.00%	15	258	142

### REP Railroad Commissioner

Vote For 1

	TOTAL	VOTE %	Absentee	Early Voting	Election Day
Hawk Dunlap	65	15.66%	0	38	27
Bo French	38	9.16%	1	25	12
Jim Wright	146	35.18%	7	86	53
Katherine Culbert	23	5.54%	3	16	4
James (Jim) Matlock	77	18.55%	0	48	29
Total Votes Cast	349	84.10%	11	213	125
Overvotes	0	0.00%	0	0	0
Undervotes	66	15.90%	4	45	17
Contest Totals	415	100.00%	15	258	142

## PRECINCT 1

### REP Chief Justice, Supreme Court

Vote For 1

	TOTAL	VOTE %		Absentee	Early Voting	Election Day
Jimmy Blacklock	348	83.86%	<div style="width: 83.86%;"><div style="width: 83.86%;"></div></div>	11	217	120
Total Votes Cast	348	83.86%	<div style="width: 83.86%;"><div style="width: 83.86%;"></div></div>	11	217	120
Overvotes	0	0.00%	<div style="width: 0%;"><div style="width: 0%;"></div></div>	0	0	0
Undervotes	67	16.14%	<div style="width: 16.14%;"><div style="width: 16.14%;"></div></div>	4	41	22
Contest Totals	415	100.00%	<div style="width: 100%;"><div style="width: 100%;"></div></div>	15	258	142

### REP Justice, Supreme Court, PI 2 Unexp

Vote For 1

	TOTAL	VOTE %		Absentee	Early Voting	Election Day
James P. Sullivan	340	81.93%	<div style="width: 81.93%;"><div style="width: 81.93%;"></div></div>	11	213	116
Total Votes Cast	340	81.93%	<div style="width: 81.93%;"><div style="width: 81.93%;"></div></div>	11	213	116
Overvotes	0	0.00%	<div style="width: 0%;"><div style="width: 0%;"></div></div>	0	0	0
Undervotes	75	18.07%	<div style="width: 18.07%;"><div style="width: 18.07%;"></div></div>	4	45	26
Contest Totals	415	100.00%	<div style="width: 100%;"><div style="width: 100%;"></div></div>	15	258	142

### REP Justice, Supreme Court, PI 7

Vote For 1

	TOTAL	VOTE %		Absentee	Early Voting	Election Day
Kyle Hawkins	328	79.04%	<div style="width: 79.04%;"><div style="width: 79.04%;"></div></div>	11	205	112
Total Votes Cast	328	79.04%	<div style="width: 79.04%;"><div style="width: 79.04%;"></div></div>	11	205	112
Overvotes	0	0.00%	<div style="width: 0%;"><div style="width: 0%;"></div></div>	0	0	0
Undervotes	87	20.96%	<div style="width: 20.96%;"><div style="width: 20.96%;"></div></div>	4	53	30
Contest Totals	415	100.00%	<div style="width: 100%;"><div style="width: 100%;"></div></div>	15	258	142

### REP Justice, Supreme Court, PI 8

Vote For 1

	TOTAL	VOTE %		Absentee	Early Voting	Election Day
Brett Busby	327	78.80%	<div style="width: 78.80%;"><div style="width: 78.80%;"></div></div>	10	202	115
Total Votes Cast	327	78.80%	<div style="width: 78.80%;"><div style="width: 78.80%;"></div></div>	10	202	115
Overvotes	0	0.00%	<div style="width: 0%;"><div style="width: 0%;"></div></div>	0	0	0
Undervotes	88	21.20%	<div style="width: 21.20%;"><div style="width: 21.20%;"></div></div>	5	56	27
Contest Totals	415	100.00%	<div style="width: 100%;"><div style="width: 100%;"></div></div>	15	258	142

## PRECINCT 1

### REP Judge, Ct of Crim App, PI 3

Vote For 1

	TOTAL	VOTE %		Absentee	Early Voting	Election Day
Alison Fox	71	17.11%	<div style="width: 17.11%; background-color: #ffc107;"></div>	2	44	25
Lesli Fitzpatrick	76	18.31%	<div style="width: 18.31%; background-color: #ffc107;"></div>	2	43	31
Thomas Smith	83	20.00%	<div style="width: 20.00%; background-color: #ffc107;"></div>	2	44	37
Brent Coffee	86	20.72%	<div style="width: 20.72%; background-color: #ffc107;"></div>	2	63	21
Total Votes Cast	316	76.14%	<div style="width: 76.14%; background-color: #ffc107;"></div>	8	194	114
Overvotes	0	0.00%	<div style="width: 0.00%; background-color: #ffc107;"></div>	0	0	0
Undervotes	99	23.86%	<div style="width: 23.86%; background-color: #ffc107;"></div>	7	64	28
Contest Totals	415	100.00%	<div style="width: 100.00%; background-color: #ffc107;"></div>	15	258	142

### REP Judge, Ct of Crim App, PI 4

Vote For 1

	TOTAL	VOTE %		Absentee	Early Voting	Election Day
Kevin Patrick Yeary	325	78.31%	<div style="width: 78.31%; background-color: #ffc107;"></div>	9	205	111
Total Votes Cast	325	78.31%	<div style="width: 78.31%; background-color: #ffc107;"></div>	9	205	111
Overvotes	0	0.00%	<div style="width: 0.00%; background-color: #ffc107;"></div>	0	0	0
Undervotes	90	21.69%	<div style="width: 21.69%; background-color: #ffc107;"></div>	6	53	31
Contest Totals	415	100.00%	<div style="width: 100.00%; background-color: #ffc107;"></div>	15	258	142

### REP Judge, Ct of Crim App, PI 9

Vote For 1

	TOTAL	VOTE %		Absentee	Early Voting	Election Day
John Messinger	240	57.83%	<div style="width: 57.83%; background-color: #ffc107;"></div>	9	145	86
Jennifer Balido	85	20.48%	<div style="width: 20.48%; background-color: #ffc107;"></div>	0	53	32
Total Votes Cast	325	78.31%	<div style="width: 78.31%; background-color: #ffc107;"></div>	9	198	118
Overvotes	0	0.00%	<div style="width: 0.00%; background-color: #ffc107;"></div>	0	0	0
Undervotes	90	21.69%	<div style="width: 21.69%; background-color: #ffc107;"></div>	6	60	24
Contest Totals	415	100.00%	<div style="width: 100.00%; background-color: #ffc107;"></div>	15	258	142

### REP State Senator, Dist 28

Vote For 1

	TOTAL	VOTE %		Absentee	Early Voting	Election Day
Charles Perry	338	81.45%	<div style="width: 81.45%; background-color: #ffc107;"></div>	9	212	117
Total Votes Cast	338	81.45%	<div style="width: 81.45%; background-color: #ffc107;"></div>	9	212	117
Overvotes	0	0.00%	<div style="width: 0.00%; background-color: #ffc107;"></div>	0	0	0
Undervotes	77	18.55%	<div style="width: 18.55%; background-color: #ffc107;"></div>	6	46	25
Contest Totals	415	100.00%	<div style="width: 100.00%; background-color: #ffc107;"></div>	15	258	142

## PRECINCT 1

### REP State Representative, Dist 72

Vote For 1

	TOTAL	VOTE %		Absentee	Early Voting	Election Day
Drew Darby	331	79.76%	<div style="width: 79.76%;"><div style="width: 79.76%;"></div></div>	7	209	115
Total Votes Cast	331	79.76%	<div style="width: 79.76%;"><div style="width: 79.76%;"></div></div>	7	209	115
Overvotes	0	0.00%	<div style="width: 0.00%;"><div style="width: 0.00%;"></div></div>	0	0	0
Undervotes	84	20.24%	<div style="width: 20.24%;"><div style="width: 20.24%;"></div></div>	8	49	27
Contest Totals	415	100.00%	<div style="width: 100.00%;"><div style="width: 100.00%;"></div></div>	15	258	142

### REP Chief Justice, 15th Ct of App Dist.

Vote For 1

	TOTAL	VOTE %		Absentee	Early Voting	Election Day
Scott Brister	323	77.83%	<div style="width: 77.83%;"><div style="width: 77.83%;"></div></div>	8	204	111
Total Votes Cast	323	77.83%	<div style="width: 77.83%;"><div style="width: 77.83%;"></div></div>	8	204	111
Overvotes	0	0.00%	<div style="width: 0.00%;"><div style="width: 0.00%;"></div></div>	0	0	0
Undervotes	92	22.17%	<div style="width: 22.17%;"><div style="width: 22.17%;"></div></div>	7	54	31
Contest Totals	415	100.00%	<div style="width: 100.00%;"><div style="width: 100.00%;"></div></div>	15	258	142

### REP Justice, 15th Ct of App Dist, PI 2

Vote For 1

	TOTAL	VOTE %		Absentee	Early Voting	Election Day
Scott K. Field	323	77.83%	<div style="width: 77.83%;"><div style="width: 77.83%;"></div></div>	8	203	112
Total Votes Cast	323	77.83%	<div style="width: 77.83%;"><div style="width: 77.83%;"></div></div>	8	203	112
Overvotes	0	0.00%	<div style="width: 0.00%;"><div style="width: 0.00%;"></div></div>	0	0	0
Undervotes	92	22.17%	<div style="width: 22.17%;"><div style="width: 22.17%;"></div></div>	7	55	30
Contest Totals	415	100.00%	<div style="width: 100.00%;"><div style="width: 100.00%;"></div></div>	15	258	142

### REP Justice, 15th Ct of App Dist, PI 3

Vote For 1

	TOTAL	VOTE %		Absentee	Early Voting	Election Day
April Farris	323	77.83%	<div style="width: 77.83%;"><div style="width: 77.83%;"></div></div>	7	205	111
Total Votes Cast	323	77.83%	<div style="width: 77.83%;"><div style="width: 77.83%;"></div></div>	7	205	111
Overvotes	0	0.00%	<div style="width: 0.00%;"><div style="width: 0.00%;"></div></div>	0	0	0
Undervotes	92	22.17%	<div style="width: 22.17%;"><div style="width: 22.17%;"></div></div>	8	53	31
Contest Totals	415	100.00%	<div style="width: 100.00%;"><div style="width: 100.00%;"></div></div>	15	258	142

### REP Justice, 11th Ct of App Dist, PI 2

Vote For 1

	TOTAL	VOTE %		Absentee	Early Voting	Election Day
Bruce Williams	323	77.83%	<div style="width: 77.83%;"><div style="width: 77.83%;"></div></div>	7	204	112
Total Votes Cast	323	77.83%	<div style="width: 77.83%;"><div style="width: 77.83%;"></div></div>	7	204	112
Overvotes	0	0.00%	<div style="width: 0.00%;"><div style="width: 0.00%;"></div></div>	0	0	0
Undervotes	92	22.17%	<div style="width: 22.17%;"><div style="width: 22.17%;"></div></div>	8	54	30
Contest Totals	415	100.00%	<div style="width: 100.00%;"><div style="width: 100.00%;"></div></div>	15	258	142

## PRECINCT 1

### REP County Judge

Vote For 1

	TOTAL	VOTE %		Absentee	Early Voting	Election Day
Billy D. Bledsoe	360	86.75%	<div style="width: 86.75%;"><div style="width: 86.75%;"></div></div>	7	231	122
Total Votes Cast	360	86.75%	<div style="width: 86.75%;"><div style="width: 86.75%;"></div></div>	7	231	122
Overvotes	0	0.00%	<div style="width: 0%;"><div style="width: 0%;"></div></div>	0	0	0
Undervotes	55	13.25%	<div style="width: 13.25%;"><div style="width: 13.25%;"></div></div>	8	27	20
Contest Totals	415	100.00%	<div style="width: 100%;"><div style="width: 100%;"></div></div>	15	258	142

### REP District Clerk

Vote For 1

	TOTAL	VOTE %		Absentee	Early Voting	Election Day
Darlene Huddle	361	86.99%	<div style="width: 86.99%;"><div style="width: 86.99%;"></div></div>	11	225	125
Total Votes Cast	361	86.99%	<div style="width: 86.99%;"><div style="width: 86.99%;"></div></div>	11	225	125
Overvotes	0	0.00%	<div style="width: 0%;"><div style="width: 0%;"></div></div>	0	0	0
Undervotes	54	13.01%	<div style="width: 13.01%;"><div style="width: 13.01%;"></div></div>	4	33	17
Contest Totals	415	100.00%	<div style="width: 100%;"><div style="width: 100%;"></div></div>	15	258	142

### REP County Clerk

Vote For 1

	TOTAL	VOTE %		Absentee	Early Voting	Election Day
Stacey Mendoza	364	87.71%	<div style="width: 87.71%;"><div style="width: 87.71%;"></div></div>	11	230	123
Total Votes Cast	364	87.71%	<div style="width: 87.71%;"><div style="width: 87.71%;"></div></div>	11	230	123
Overvotes	0	0.00%	<div style="width: 0%;"><div style="width: 0%;"></div></div>	0	0	0
Undervotes	51	12.29%	<div style="width: 12.29%;"><div style="width: 12.29%;"></div></div>	4	28	19
Contest Totals	415	100.00%	<div style="width: 100%;"><div style="width: 100%;"></div></div>	15	258	142

### REP County Treasurer

Vote For 1

	TOTAL	VOTE %		Absentee	Early Voting	Election Day
Jeana R. Farrow	356	85.78%	<div style="width: 85.78%;"><div style="width: 85.78%;"></div></div>	10	224	122
Total Votes Cast	356	85.78%	<div style="width: 85.78%;"><div style="width: 85.78%;"></div></div>	10	224	122
Overvotes	0	0.00%	<div style="width: 0%;"><div style="width: 0%;"></div></div>	0	0	0
Undervotes	59	14.22%	<div style="width: 14.22%;"><div style="width: 14.22%;"></div></div>	5	34	20
Contest Totals	415	100.00%	<div style="width: 100%;"><div style="width: 100%;"></div></div>	15	258	142

### REP JOP

Vote For 1

	TOTAL	VOTE %		Absentee	Early Voting	Election Day
Cody Moore	101	24.34%	<div style="width: 24.34%;"><div style="width: 24.34%;"></div></div>	2	64	35
Karen Langley	185	44.58%	<div style="width: 44.58%;"><div style="width: 44.58%;"></div></div>	7	115	63
Rodney Allen Cole	100	24.10%	<div style="width: 24.10%;"><div style="width: 24.10%;"></div></div>	2	65	33
Total Votes Cast	386	93.01%	<div style="width: 93.01%;"><div style="width: 93.01%;"></div></div>	11	244	131
Overvotes	0	0.00%	<div style="width: 0%;"><div style="width: 0%;"></div></div>	0	0	0
Undervotes	29	6.99%	<div style="width: 6.99%;"><div style="width: 6.99%;"></div></div>	4	14	11
Contest Totals	415	100.00%	<div style="width: 100%;"><div style="width: 100%;"></div></div>	15	258	142

## PRECINCT 1

### REP Proposition 1

Vote For 1

	TOTAL	VOTE %		Absentee	Early Voting	Election Day
YES	362	87.23%	<div style="width: 87.23%;"><div style="width: 87.23%;"></div></div>	13	228	121
NO	38	9.16%	<div style="width: 9.16%;"><div style="width: 9.16%;"></div></div>	1	18	19
Total Votes Cast	400	96.39%	<div style="width: 96.39%;"><div style="width: 96.39%;"></div></div>	14	246	140
Overvotes	0	0.00%	<div style="width: 0.00%;"><div style="width: 0.00%;"></div></div>	0	0	0
Undervotes	15	3.61%	<div style="width: 3.61%;"><div style="width: 3.61%;"></div></div>	1	12	2
Contest Totals	415	100.00%	<div style="width: 100.00%;"><div style="width: 100.00%;"></div></div>	15	258	142

### REP Proposition 2

Vote For 1

	TOTAL	VOTE %		Absentee	Early Voting	Election Day
YES	387	93.25%	<div style="width: 93.25%;"><div style="width: 93.25%;"></div></div>	14	240	133
NO	16	3.86%	<div style="width: 3.86%;"><div style="width: 3.86%;"></div></div>	0	8	8
Total Votes Cast	403	97.11%	<div style="width: 97.11%;"><div style="width: 97.11%;"></div></div>	14	248	141
Overvotes	0	0.00%	<div style="width: 0.00%;"><div style="width: 0.00%;"></div></div>	0	0	0
Undervotes	12	2.89%	<div style="width: 2.89%;"><div style="width: 2.89%;"></div></div>	1	10	1
Contest Totals	415	100.00%	<div style="width: 100.00%;"><div style="width: 100.00%;"></div></div>	15	258	142

### REP Proposition 3

Vote For 1

	TOTAL	VOTE %		Absentee	Early Voting	Election Day
YES	301	72.53%	<div style="width: 72.53%;"><div style="width: 72.53%;"></div></div>	12	179	110
NO	98	23.61%	<div style="width: 23.61%;"><div style="width: 23.61%;"></div></div>	2	68	28
Total Votes Cast	399	96.14%	<div style="width: 96.14%;"><div style="width: 96.14%;"></div></div>	14	247	138
Overvotes	0	0.00%	<div style="width: 0.00%;"><div style="width: 0.00%;"></div></div>	0	0	0
Undervotes	16	3.86%	<div style="width: 3.86%;"><div style="width: 3.86%;"></div></div>	1	11	4
Contest Totals	415	100.00%	<div style="width: 100.00%;"><div style="width: 100.00%;"></div></div>	15	258	142

### REP Proposition 4

Vote For 1

	TOTAL	VOTE %		Absentee	Early Voting	Election Day
YES	349	84.10%	<div style="width: 84.10%;"><div style="width: 84.10%;"></div></div>	10	216	123
NO	50	12.05%	<div style="width: 12.05%;"><div style="width: 12.05%;"></div></div>	4	29	17
Total Votes Cast	399	96.14%	<div style="width: 96.14%;"><div style="width: 96.14%;"></div></div>	14	245	140
Overvotes	0	0.00%	<div style="width: 0.00%;"><div style="width: 0.00%;"></div></div>	0	0	0
Undervotes	16	3.86%	<div style="width: 3.86%;"><div style="width: 3.86%;"></div></div>	1	13	2
Contest Totals	415	100.00%	<div style="width: 100.00%;"><div style="width: 100.00%;"></div></div>	15	258	142

## PRECINCT 1

### REP Proposition 5

Vote For 1

	TOTAL	VOTE %		Absentee	Early Voting	Election Day
YES	386	93.01%	<div style="width: 93.01%; height: 10px; background-color: #ffc107;"></div>	15	238	133
NO	17	4.10%	<div style="width: 4.10%; height: 10px; background-color: #6c757d;"></div>	0	10	7
Total Votes Cast	403	97.11%	<div style="width: 97.11%; height: 10px; background-color: #ffc107;"></div>	15	248	140
Overvotes	0	0.00%	<div style="width: 0.00%; height: 10px; background-color: #6c757d;"></div>	0	0	0
Undervotes	12	2.89%	<div style="width: 2.89%; height: 10px; background-color: #6c757d;"></div>	0	10	2
Contest Totals	415	100.00%	<div style="width: 100.00%; height: 10px; background-color: #ffc107;"></div>	15	258	142

### REP Proposition 6

Vote For 1

	TOTAL	VOTE %		Absentee	Early Voting	Election Day
YES	375	90.36%	<div style="width: 90.36%; height: 10px; background-color: #ffc107;"></div>	13	235	127
NO	27	6.51%	<div style="width: 6.51%; height: 10px; background-color: #6c757d;"></div>	2	14	11
Total Votes Cast	402	96.87%	<div style="width: 96.87%; height: 10px; background-color: #ffc107;"></div>	15	249	138
Overvotes	0	0.00%	<div style="width: 0.00%; height: 10px; background-color: #6c757d;"></div>	0	0	0
Undervotes	13	3.13%	<div style="width: 3.13%; height: 10px; background-color: #6c757d;"></div>	0	9	4
Contest Totals	415	100.00%	<div style="width: 100.00%; height: 10px; background-color: #ffc107;"></div>	15	258	142

### REP Proposition 7

Vote For 1

	TOTAL	VOTE %		Absentee	Early Voting	Election Day
YES	381	91.81%	<div style="width: 91.81%; height: 10px; background-color: #ffc107;"></div>	15	234	132
NO	16	3.86%	<div style="width: 3.86%; height: 10px; background-color: #6c757d;"></div>	0	9	7
Total Votes Cast	397	95.66%	<div style="width: 95.66%; height: 10px; background-color: #ffc107;"></div>	15	243	139
Overvotes	0	0.00%	<div style="width: 0.00%; height: 10px; background-color: #6c757d;"></div>	0	0	0
Undervotes	18	4.34%	<div style="width: 4.34%; height: 10px; background-color: #6c757d;"></div>	0	15	3
Contest Totals	415	100.00%	<div style="width: 100.00%; height: 10px; background-color: #ffc107;"></div>	15	258	142

### REP Proposition 8







Vote For 1

	TOTAL	VOTE %		Absentee	Early Voting	Election Day
YES	388	93.49%	<div style="width: 93.49%; height: 10px; background-color: #ffc107;"></div>	14	241	133
NO	13	3.13%	<div style="width: 3.13%; height: 10px; background-color: #6c757d;"></div>	1	7	5
Total Votes Cast	401	96.63%	<div style="width: 96.63%; height: 10px; background-color: #ffc107;"></div>	15	248	138
Overvotes	0	0.00%	<div style="width: 0.00%; height: 10px; background-color: #6c757d;"></div>	0	0	0
Undervotes	14	3.37%	<div style="width: 3.37%; height: 10px; background-color: #6c757d;"></div>	0	10	4
Contest Totals	415	100.00%	<div style="width: 100.00%; height: 10px; background-color: #ffc107;"></div>	15	258	142

## PRECINCT 1







### REP Proposition 9

Vote For 1

	TOTAL	VOTE %		Absentee	Early Voting	Election Day
YES	327	78.80%		13	198	116
NO	62	14.94%		1	44	17
Total Votes Cast	389	93.73%		14	242	133
Overvotes	0	0.00%		0	0	0
Undervotes	26	6.27%		1	16	9
Contest Totals	415	100.00%		15	258	142

### REP Proposition 10

Vote For 1

	TOTAL	VOTE %		Absentee	Early Voting	Election Day
YES	384	92.53%		14	240	130
NO	11	2.65%		0	5	6
Total Votes Cast	395	95.18%		14	245	136
Overvotes	0	0.00%		0	0	0
Undervotes	20	4.82%		1	13	6
Contest Totals	415	100.00%		15	258	142

## PRECINCT 2

Statistics	TOTAL	Absentee	Early Voting	Election Day
Registered Voters - Total	1,469			
Ballots Cast - Total	376	21	223	132
Ballots Cast - Republican Party	335	16	200	119
Ballots Cast - Blank	0	0	0	0
Voter Turnout - Total	25.60%			

### REP US Senator

Vote For 1

	TOTAL	VOTE %	Absentee	Early Voting	Election Day
Ken Paxton	149	44.48%	5	92	52
Wesley Hunt	45	13.43%	2	25	18
Sara Canady	1	0.30%	0	0	1
Virgil John Bierschwale	1	0.30%	0	1	0
Anna Bender	3	0.90%	0	1	2
John Cornyn	128	38.21%	8	74	46
Gulrez "Gus" Khan	0	0.00%	0	0	0
John O. Adefope	2	0.60%	0	2	0
Total Votes Cast	329	98.21%	15	195	119
Overvotes	0	0.00%	0	0	0
Undervotes	6	1.79%	1	5	0
Contest Totals	335	100.00%	16	200	119

### REP US Representative, District 11

Vote For 1

	TOTAL	VOTE %	Absentee	Early Voting	Election Day
August Pfluger	272	81.19%	11	164	97
Total Votes Cast	272	81.19%	11	164	97
Overvotes	0	0.00%	0	0	0
Undervotes	63	18.81%	5	36	22
Contest Totals	335	100.00%	16	200	119

## PRECINCT 2

### REP Governor

Vote For 1

	TOTAL	VOTE %	Absentee	Early Voting	Election Day
Arturo Espinosa	6	1.79%	2	3	1
Greg Abbott	290	86.57%	12	177	101
Pete "Doc" Chambers	25	7.46%	1	14	10
Stephen Samuelson	0	0.00%	0	0	0
Evelyn Brooks	2	0.60%	0	1	1
Kenneth Hyde	2	0.60%	0	0	2
Ronnie Tullos	1	0.30%	0	0	1
Nathaniel Welch	1	0.30%	0	0	1
Mark V. Goloby	1	0.30%	0	0	1
R.F. "Bob" Achgill	1	0.30%	0	1	0
Charles Andrew Crouch	2	0.60%	0	1	1
Total Votes Cast	331	98.81%	15	197	119
Overvotes	0	0.00%	0	0	0
Undervotes	4	1.19%	1	3	0
Contest Totals	335	100.00%	16	200	119

### REP Lieutenant Governor

Vote For 1

	TOTAL	VOTE %	Absentee	Early Voting	Election Day
Esala Wueschner	3	0.90%	0	1	2
Dan Patrick	288	85.97%	13	171	104
Timothy Mabry	20	5.97%	0	12	8
Perla Munoz Hopkins	12	3.58%	2	6	4
Total Votes Cast	323	96.42%	15	190	118
Overvotes	0	0.00%	0	0	0
Undervotes	12	3.58%	1	10	1
Contest Totals	335	100.00%	16	200	119

### REP Attorney General

Vote For 1

	TOTAL	VOTE %	Absentee	Early Voting	Election Day
Aaron Reitz	59	17.61%	3	37	19
Joan Huffman	67	20.00%	2	41	24
Mayes Middleton	75	22.39%	3	47	25
Chip Roy	107	31.94%	7	57	43
Total Votes Cast	308	91.94%	15	182	111
Overvotes	0	0.00%	0	0	0
Undervotes	27	8.06%	1	18	8
Contest Totals	335	100.00%	16	200	119

## PRECINCT 2

### REP Comptroller of Public Accounts

Vote For 1

	TOTAL	VOTE %		Absentee	Early Voting	Election Day
Christi Craddick	92	27.46%	<div style="width: 27.46%; background-color: #ffc107;"></div>	5	59	28
Don Huffines	130	38.81%	<div style="width: 38.81%; background-color: #ffc107;"></div>	4	77	49
Kelly Hancock	89	26.57%	<div style="width: 26.57%; background-color: #ffc107;"></div>	6	50	33
Michael Berlanga	2	0.60%	<div style="width: 0.60%; background-color: #ffc107;"></div>	0	1	1
Total Votes Cast	313	93.43%	<div style="width: 93.43%; background-color: #ffc107;"></div>	15	187	111
Overvotes	0	0.00%	<div style="width: 0.00%; background-color: #ffc107;"></div>	0	0	0
Undervotes	22	6.57%	<div style="width: 6.57%; background-color: #ffc107;"></div>	1	13	8
Contest Totals	335	100.00%	<div style="width: 100.00%; background-color: #ffc107;"></div>	16	200	119

### REP Comm General Land Office

Vote For 1

	TOTAL	VOTE %		Absentee	Early Voting	Election Day
Dawn Buckingham	283	84.48%	<div style="width: 84.48%; background-color: #ffc107;"></div>	14	170	99
Total Votes Cast	283	84.48%	<div style="width: 84.48%; background-color: #ffc107;"></div>	14	170	99
Overvotes	0	0.00%	<div style="width: 0.00%; background-color: #ffc107;"></div>	0	0	0
Undervotes	52	15.52%	<div style="width: 15.52%; background-color: #ffc107;"></div>	2	30	20
Contest Totals	335	100.00%	<div style="width: 100.00%; background-color: #ffc107;"></div>	16	200	119

### REP Commissioner of Agriculture

Vote For 1

	TOTAL	VOTE %		Absentee	Early Voting	Election Day
Nate Sheets	119	35.52%	<div style="width: 35.52%; background-color: #ffc107;"></div>	4	69	46
Sid Miller	191	57.01%	<div style="width: 57.01%; background-color: #ffc107;"></div>	10	112	69
Total Votes Cast	310	92.54%	<div style="width: 92.54%; background-color: #ffc107;"></div>	14	181	115
Overvotes	0	0.00%	<div style="width: 0.00%; background-color: #ffc107;"></div>	0	0	0
Undervotes	25	7.46%	<div style="width: 7.46%; background-color: #ffc107;"></div>	2	19	4
Contest Totals	335	100.00%	<div style="width: 100.00%; background-color: #ffc107;"></div>	16	200	119

### REP Railroad Commissioner

Vote For 1

	TOTAL	VOTE %		Absentee	Early Voting	Election Day
Hawk Dunlap	45	13.43%	<div style="width: 13.43%; background-color: #ffc107;"></div>	1	30	14
Bo French	32	9.55%	<div style="width: 9.55%; background-color: #ffc107;"></div>	2	16	14
Jim Wright	133	39.70%	<div style="width: 39.70%; background-color: #ffc107;"></div>	5	83	45
Katherine Culbert	19	5.67%	<div style="width: 5.67%; background-color: #ffc107;"></div>	3	12	4
James (Jim) Matlock	67	20.00%	<div style="width: 20.00%; background-color: #ffc107;"></div>	0	39	28
Total Votes Cast	296	88.36%	<div style="width: 88.36%; background-color: #ffc107;"></div>	11	180	105
Overvotes	0	0.00%	<div style="width: 0.00%; background-color: #ffc107;"></div>	0	0	0
Undervotes	39	11.64%	<div style="width: 11.64%; background-color: #ffc107;"></div>	5	20	14
Contest Totals	335	100.00%	<div style="width: 100.00%; background-color: #ffc107;"></div>	16	200	119

## PRECINCT 2

### REP Chief Justice, Supreme Court

Vote For 1

	TOTAL	VOTE %		Absentee	Early Voting	Election Day
Jimmy Blacklock	280	83.58%	<div style="width: 83.58%;"><div style="width: 83.58%;"></div></div>	12	167	101
Total Votes Cast	280	83.58%	<div style="width: 83.58%;"><div style="width: 83.58%;"></div></div>	12	167	101
Overvotes	0	0.00%	<div style="width: 0%;"><div style="width: 0%;"></div></div>	0	0	0
Undervotes	55	16.42%	<div style="width: 16.42%;"><div style="width: 16.42%;"></div></div>	4	33	18
Contest Totals	335	100.00%	<div style="width: 100%;"><div style="width: 100%;"></div></div>	16	200	119

### REP Justice, Supreme Court, PI 2 Unexp

Vote For 1

	TOTAL	VOTE %		Absentee	Early Voting	Election Day
James P. Sullivan	279	83.28%	<div style="width: 83.28%;"><div style="width: 83.28%;"></div></div>	12	167	100
Total Votes Cast	279	83.28%	<div style="width: 83.28%;"><div style="width: 83.28%;"></div></div>	12	167	100
Overvotes	0	0.00%	<div style="width: 0%;"><div style="width: 0%;"></div></div>	0	0	0
Undervotes	56	16.72%	<div style="width: 16.72%;"><div style="width: 16.72%;"></div></div>	4	33	19
Contest Totals	335	100.00%	<div style="width: 100%;"><div style="width: 100%;"></div></div>	16	200	119

### REP Justice, Supreme Court, PI 7

Vote For 1

	TOTAL	VOTE %		Absentee	Early Voting	Election Day
Kyle Hawkins	271	80.90%	<div style="width: 80.90%;"><div style="width: 80.90%;"></div></div>	12	164	95
Total Votes Cast	271	80.90%	<div style="width: 80.90%;"><div style="width: 80.90%;"></div></div>	12	164	95
Overvotes	0	0.00%	<div style="width: 0%;"><div style="width: 0%;"></div></div>	0	0	0
Undervotes	64	19.10%	<div style="width: 19.10%;"><div style="width: 19.10%;"></div></div>	4	36	24
Contest Totals	335	100.00%	<div style="width: 100%;"><div style="width: 100%;"></div></div>	16	200	119

### REP Justice, Supreme Court, PI 8

Vote For 1

	TOTAL	VOTE %		Absentee	Early Voting	Election Day
Brett Busby	271	80.90%	<div style="width: 80.90%;"><div style="width: 80.90%;"></div></div>	12	163	96
Total Votes Cast	271	80.90%	<div style="width: 80.90%;"><div style="width: 80.90%;"></div></div>	12	163	96
Overvotes	0	0.00%	<div style="width: 0%;"><div style="width: 0%;"></div></div>	0	0	0
Undervotes	64	19.10%	<div style="width: 19.10%;"><div style="width: 19.10%;"></div></div>	4	37	23
Contest Totals	335	100.00%	<div style="width: 100%;"><div style="width: 100%;"></div></div>	16	200	119

## PRECINCT 2

### REP Judge, Ct of Crim App, PI 3

Vote For 1

	TOTAL	VOTE %	Absentee	Early Voting	Election Day
Alison Fox	63	18.81%	2	40	21
Lesli Fitzpatrick	55	16.42%	2	36	17
Thomas Smith	63	18.81%	2	36	25
Brent Coffee	79	23.58%	2	44	33
Total Votes Cast	260	77.61%	8	156	96
Overvotes	0	0.00%	0	0	0
Undervotes	75	22.39%	8	44	23
Contest Totals	335	100.00%	16	200	119

### REP Judge, Ct of Crim App, PI 4

Vote For 1

	TOTAL	VOTE %	Absentee	Early Voting	Election Day
Kevin Patrick Yeary	261	77.91%	9	159	93
Total Votes Cast	261	77.91%	9	159	93
Overvotes	0	0.00%	0	0	0
Undervotes	74	22.09%	7	41	26
Contest Totals	335	100.00%	16	200	119

### REP Judge, Ct of Crim App, PI 9

Vote For 1

	TOTAL	VOTE %	Absentee	Early Voting	Election Day
John Messinger	193	57.61%	6	121	66
Jennifer Balido	73	21.79%	4	41	28
Total Votes Cast	266	79.40%	10	162	94
Overvotes	0	0.00%	0	0	0
Undervotes	69	20.60%	6	38	25
Contest Totals	335	100.00%	16	200	119

### REP State Senator, Dist 28

Vote For 1

	TOTAL	VOTE %	Absentee	Early Voting	Election Day
Charles Perry	266	79.40%	10	161	95
Total Votes Cast	266	79.40%	10	161	95
Overvotes	0	0.00%	0	0	0
Undervotes	69	20.60%	6	39	24
Contest Totals	335	100.00%	16	200	119

## PRECINCT 2

### REP State Representative, Dist 72

Vote For 1

	TOTAL	VOTE %		Absentee	Early Voting	Election Day
Drew Darby	267	79.70%	<div style="width: 79.70%;"><div style="width: 79.70%;"></div></div>	10	161	96
Total Votes Cast	267	79.70%	<div style="width: 79.70%;"><div style="width: 79.70%;"></div></div>	10	161	96
Overvotes	0	0.00%	<div style="width: 0.00%;"><div style="width: 0.00%;"></div></div>	0	0	0
Undervotes	68	20.30%	<div style="width: 20.30%;"><div style="width: 20.30%;"></div></div>	6	39	23
Contest Totals	335	100.00%	<div style="width: 100.00%;"><div style="width: 100.00%;"></div></div>	16	200	119

### REP Chief Justice, 15th Ct of App Dist.

Vote For 1

	TOTAL	VOTE %		Absentee	Early Voting	Election Day
Scott Brister	262	78.21%	<div style="width: 78.21%;"><div style="width: 78.21%;"></div></div>	9	159	94
Total Votes Cast	262	78.21%	<div style="width: 78.21%;"><div style="width: 78.21%;"></div></div>	9	159	94
Overvotes	0	0.00%	<div style="width: 0.00%;"><div style="width: 0.00%;"></div></div>	0	0	0
Undervotes	73	21.79%	<div style="width: 21.79%;"><div style="width: 21.79%;"></div></div>	7	41	25
Contest Totals	335	100.00%	<div style="width: 100.00%;"><div style="width: 100.00%;"></div></div>	16	200	119

### REP Justice, 15th Ct of App Dist, PI 2

Vote For 1

	TOTAL	VOTE %		Absentee	Early Voting	Election Day
Scott K. Field	264	78.81%	<div style="width: 78.81%;"><div style="width: 78.81%;"></div></div>	9	162	93
Total Votes Cast	264	78.81%	<div style="width: 78.81%;"><div style="width: 78.81%;"></div></div>	9	162	93
Overvotes	0	0.00%	<div style="width: 0.00%;"><div style="width: 0.00%;"></div></div>	0	0	0
Undervotes	71	21.19%	<div style="width: 21.19%;"><div style="width: 21.19%;"></div></div>	7	38	26
Contest Totals	335	100.00%	<div style="width: 100.00%;"><div style="width: 100.00%;"></div></div>	16	200	119

### REP Justice, 15th Ct of App Dist, PI 3

Vote For 1

	TOTAL	VOTE %		Absentee	Early Voting	Election Day
April Farris	263	78.51%	<div style="width: 78.51%;"><div style="width: 78.51%;"></div></div>	9	161	93
Total Votes Cast	263	78.51%	<div style="width: 78.51%;"><div style="width: 78.51%;"></div></div>	9	161	93
Overvotes	0	0.00%	<div style="width: 0.00%;"><div style="width: 0.00%;"></div></div>	0	0	0
Undervotes	72	21.49%	<div style="width: 21.49%;"><div style="width: 21.49%;"></div></div>	7	39	26
Contest Totals	335	100.00%	<div style="width: 100.00%;"><div style="width: 100.00%;"></div></div>	16	200	119

### REP Justice, 11th Ct of App Dist, PI 2

Vote For 1

	TOTAL	VOTE %		Absentee	Early Voting	Election Day
Bruce Williams	265	79.10%	<div style="width: 79.10%;"><div style="width: 79.10%;"></div></div>	9	162	94
Total Votes Cast	265	79.10%	<div style="width: 79.10%;"><div style="width: 79.10%;"></div></div>	9	162	94
Overvotes	0	0.00%	<div style="width: 0.00%;"><div style="width: 0.00%;"></div></div>	0	0	0
Undervotes	70	20.90%	<div style="width: 20.90%;"><div style="width: 20.90%;"></div></div>	7	38	25
Contest Totals	335	100.00%	<div style="width: 100.00%;"><div style="width: 100.00%;"></div></div>	16	200	119

## PRECINCT 2

### REP County Judge

Vote For 1

	TOTAL	VOTE %		Absentee	Early Voting	Election Day
Billy D. Bledsoe	280	83.58%	<div style="width: 83.58%;"><div style="width: 83.58%;"></div></div>	11	165	104
Total Votes Cast	280	83.58%	<div style="width: 83.58%;"><div style="width: 83.58%;"></div></div>	11	165	104
Overvotes	0	0.00%	<div style="width: 0%;"><div style="width: 0%;"></div></div>	0	0	0
Undervotes	55	16.42%	<div style="width: 16.42%;"><div style="width: 16.42%;"></div></div>	5	35	15
Contest Totals	335	100.00%	<div style="width: 100%;"><div style="width: 100%;"></div></div>	16	200	119

### REP District Clerk

Vote For 1

	TOTAL	VOTE %		Absentee	Early Voting	Election Day
Darlene Huddle	278	82.99%	<div style="width: 82.99%;"><div style="width: 82.99%;"></div></div>	13	166	99
Total Votes Cast	278	82.99%	<div style="width: 82.99%;"><div style="width: 82.99%;"></div></div>	13	166	99
Overvotes	0	0.00%	<div style="width: 0%;"><div style="width: 0%;"></div></div>	0	0	0
Undervotes	57	17.01%	<div style="width: 17.01%;"><div style="width: 17.01%;"></div></div>	3	34	20
Contest Totals	335	100.00%	<div style="width: 100%;"><div style="width: 100%;"></div></div>	16	200	119

### REP County Clerk

Vote For 1

	TOTAL	VOTE %		Absentee	Early Voting	Election Day
Stacey Mendoza	291	86.87%	<div style="width: 86.87%;"><div style="width: 86.87%;"></div></div>	14	176	101
Total Votes Cast	291	86.87%	<div style="width: 86.87%;"><div style="width: 86.87%;"></div></div>	14	176	101
Overvotes	0	0.00%	<div style="width: 0%;"><div style="width: 0%;"></div></div>	0	0	0
Undervotes	44	13.13%	<div style="width: 13.13%;"><div style="width: 13.13%;"></div></div>	2	24	18
Contest Totals	335	100.00%	<div style="width: 100%;"><div style="width: 100%;"></div></div>	16	200	119

### REP County Treasurer

Vote For 1

	TOTAL	VOTE %		Absentee	Early Voting	Election Day
Jeana R. Farrow	283	84.48%	<div style="width: 84.48%;"><div style="width: 84.48%;"></div></div>	15	166	102
Total Votes Cast	283	84.48%	<div style="width: 84.48%;"><div style="width: 84.48%;"></div></div>	15	166	102
Overvotes	0	0.00%	<div style="width: 0%;"><div style="width: 0%;"></div></div>	0	0	0
Undervotes	52	15.52%	<div style="width: 15.52%;"><div style="width: 15.52%;"></div></div>	1	34	17
Contest Totals	335	100.00%	<div style="width: 100%;"><div style="width: 100%;"></div></div>	16	200	119

### REP County Commissioner Pct 2

Vote For 1

	TOTAL	VOTE %		Absentee	Early Voting	Election Day
James (Jim) Rice	291	86.87%	<div style="width: 86.87%;"><div style="width: 86.87%;"></div></div>	10	174	107
Total Votes Cast	291	86.87%	<div style="width: 86.87%;"><div style="width: 86.87%;"></div></div>	10	174	107
Overvotes	0	0.00%	<div style="width: 0%;"><div style="width: 0%;"></div></div>	0	0	0
Undervotes	44	13.13%	<div style="width: 13.13%;"><div style="width: 13.13%;"></div></div>	6	26	12
Contest Totals	335	100.00%	<div style="width: 100%;"><div style="width: 100%;"></div></div>	16	200	119

## PRECINCT 2

### REP JOP

Vote For 1

	TOTAL	VOTE %		Absentee	Early Voting	Election Day
Cody Moore	87	25.97%	<div style="width: 25.97%; background-color: #ffc107;"></div>	2	47	38
Karen Langley	165	49.25%	<div style="width: 49.25%; background-color: #ffc107;"></div>	11	99	55
Rodney Allen Cole	57	17.01%	<div style="width: 17.01%; background-color: #ffc107;"></div>	1	39	17
Total Votes Cast	309	92.24%	<div style="width: 92.24%; background-color: #ffc107;"></div>	14	185	110
Overvotes	0	0.00%	<div style="width: 0.00%; background-color: #ffc107;"></div>	0	0	0
Undervotes	26	7.76%	<div style="width: 7.76%; background-color: #ffc107;"></div>	2	15	9
Contest Totals	335	100.00%	<div style="width: 100.00%; background-color: #ffc107;"></div>	16	200	119

### REP Proposition 1

Vote For 1

	TOTAL	VOTE %		Absentee	Early Voting	Election Day
YES	304	90.75%	<div style="width: 90.75%; background-color: #ffc107;"></div>	14	183	107
NO	24	7.16%	<div style="width: 7.16%; background-color: #ffc107;"></div>	2	12	10
Total Votes Cast	328	97.91%	<div style="width: 97.91%; background-color: #ffc107;"></div>	16	195	117
Overvotes	0	0.00%	<div style="width: 0.00%; background-color: #ffc107;"></div>	0	0	0
Undervotes	7	2.09%	<div style="width: 2.09%; background-color: #ffc107;"></div>	0	5	2
Contest Totals	335	100.00%	<div style="width: 100.00%; background-color: #ffc107;"></div>	16	200	119

### REP Proposition 2

Vote For 1

	TOTAL	VOTE %		Absentee	Early Voting	Election Day
YES	305	91.04%	<div style="width: 91.04%; background-color: #ffc107;"></div>	13	181	111
NO	22	6.57%	<div style="width: 6.57%; background-color: #ffc107;"></div>	2	13	7
Total Votes Cast	327	97.61%	<div style="width: 97.61%; background-color: #ffc107;"></div>	15	194	118
Overvotes	0	0.00%	<div style="width: 0.00%; background-color: #ffc107;"></div>	0	0	0
Undervotes	8	2.39%	<div style="width: 2.39%; background-color: #ffc107;"></div>	1	6	1
Contest Totals	335	100.00%	<div style="width: 100.00%; background-color: #ffc107;"></div>	16	200	119

### REP Proposition 3

Vote For 1

	TOTAL	VOTE %		Absentee	Early Voting	Election Day
YES	255	76.12%	<div style="width: 76.12%; background-color: #ffc107;"></div>	9	156	90
NO	71	21.19%	<div style="width: 21.19%; background-color: #ffc107;"></div>	5	39	27
Total Votes Cast	326	97.31%	<div style="width: 97.31%; background-color: #ffc107;"></div>	14	195	117
Overvotes	0	0.00%	<div style="width: 0.00%; background-color: #ffc107;"></div>	0	0	0
Undervotes	9	2.69%	<div style="width: 2.69%; background-color: #ffc107;"></div>	2	5	2
Contest Totals	335	100.00%	<div style="width: 100.00%; background-color: #ffc107;"></div>	16	200	119

## PRECINCT 2

### REP Proposition 4

Vote For 1

	TOTAL	VOTE %	Absentee	Early Voting	Election Day
YES	282	84.18%	9	169	104
NO	41	12.24%	5	23	13
Total Votes Cast	323	96.42%	14	192	117
Overvotes	0	0.00%	0	0	0
Undervotes	12	3.58%	2	8	2
Contest Totals	335	100.00%	16	200	119

### REP Proposition 5

Vote For 1

	TOTAL	VOTE %	Absentee	Early Voting	Election Day
YES	307	91.64%	11	185	111
NO	19	5.67%	3	11	5
Total Votes Cast	326	97.31%	14	196	116
Overvotes	0	0.00%	0	0	0
Undervotes	9	2.69%	2	4	3
Contest Totals	335	100.00%	16	200	119

### REP Proposition 6

Vote For 1

	TOTAL	VOTE %	Absentee	Early Voting	Election Day
YES	297	88.66%	14	173	110
NO	27	8.06%	1	19	7
Total Votes Cast	324	96.72%	15	192	117
Overvotes	0	0.00%	0	0	0
Undervotes	11	3.28%	1	8	2
Contest Totals	335	100.00%	16	200	119

### REP Proposition 7

Vote For 1

	TOTAL	VOTE %	Absentee	Early Voting	Election Day
YES	304	90.75%	14	179	111
NO	17	5.07%	0	12	5
Total Votes Cast	321	95.82%	14	191	116
Overvotes	0	0.00%	0	0	0
Undervotes	14	4.18%	2	9	3
Contest Totals	335	100.00%	16	200	119

## PRECINCT 2

### REP Proposition 8

Vote For 1

	TOTAL	VOTE %		Absentee	Early Voting	Election Day
YES	318	94.93%	<div style="width: 94.93%;"><div style="width: 94.93%;"></div></div>	13	189	116
NO	10	2.99%	<div style="width: 2.99%;"><div style="width: 2.99%;"></div></div>	2	7	1
Total Votes Cast	328	97.91%	<div style="width: 97.91%;"><div style="width: 97.91%;"></div></div>	15	196	117
Overvotes	0	0.00%	<div style="width: 0.00%;"><div style="width: 0.00%;"></div></div>	0	0	0
Undervotes	7	2.09%	<div style="width: 2.09%;"><div style="width: 2.09%;"></div></div>	1	4	2
Contest Totals	335	100.00%	<div style="width: 100.00%;"><div style="width: 100.00%;"></div></div>	16	200	119

### REP Proposition 9

Vote For 1

	TOTAL	VOTE %		Absentee	Early Voting	Election Day
YES	269	80.30%	<div style="width: 80.30%;"><div style="width: 80.30%;"></div></div>	9	168	92
NO	54	16.12%	<div style="width: 16.12%;"><div style="width: 16.12%;"></div></div>	5	24	25
Total Votes Cast	323	96.42%	<div style="width: 96.42%;"><div style="width: 96.42%;"></div></div>	14	192	117
Overvotes	0	0.00%	<div style="width: 0.00%;"><div style="width: 0.00%;"></div></div>	0	0	0
Undervotes	12	3.58%	<div style="width: 3.58%;"><div style="width: 3.58%;"></div></div>	2	8	2
Contest Totals	335	100.00%	<div style="width: 100.00%;"><div style="width: 100.00%;"></div></div>	16	200	119

### REP Proposition 10

Vote For 1

	TOTAL	VOTE %		Absentee	Early Voting	Election Day
YES	308	91.94%	<div style="width: 91.94%;"><div style="width: 91.94%;"></div></div>	13	184	111
NO	14	4.18%	<div style="width: 4.18%;"><div style="width: 4.18%;"></div></div>	1	8	5
Total Votes Cast	322	96.12%	<div style="width: 96.12%;"><div style="width: 96.12%;"></div></div>	14	192	116
Overvotes	0	0.00%	<div style="width: 0.00%;"><div style="width: 0.00%;"></div></div>	0	0	0
Undervotes	13	3.88%	<div style="width: 3.88%;"><div style="width: 3.88%;"></div></div>	2	8	3
Contest Totals	335	100.00%	<div style="width: 100.00%;"><div style="width: 100.00%;"></div></div>	16	200	119

### PRECINCT 3

#### Statistics

	TOTAL	Absentee	Early Voting	Election Day
Registered Voters - Total	1,515			
Ballots Cast - Total	402	13	258	131
Ballots Cast - Republican Party	367	11	236	120
Ballots Cast - Blank	0	0	0	0
Voter Turnout - Total	26.53%			

#### REP US Senator

Vote For 1

	TOTAL	VOTE %	Absentee	Early Voting	Election Day
Ken Paxton	172	46.87%	6	116	50
Wesley Hunt	39	10.63%	0	27	12
Sara Canady	3	0.82%	0	3	0
Virgil John Bierschwale	0	0.00%	0	0	0
Anna Bender	4	1.09%	0	1	3
John Cornyn	134	36.51%	5	78	51
Gulrez "Gus" Khan	2	0.54%	0	1	1
John O. Adefope	1	0.27%	0	1	0
Total Votes Cast	355	96.73%	11	227	117
Overvotes	0	0.00%	0	0	0
Undervotes	12	3.27%	0	9	3
Contest Totals	367	100.00%	11	236	120

#### REP US Representative, District 11

Vote For 1

	TOTAL	VOTE %	Absentee	Early Voting	Election Day
August Pfluger	309	84.20%	11	201	97
Total Votes Cast	309	84.20%	11	201	97
Overvotes	0	0.00%	0	0	0
Undervotes	58	15.80%	0	35	23
Contest Totals	367	100.00%	11	236	120

### PRECINCT 3

#### REP Governor

Vote For 1

	TOTAL	VOTE %	Absentee	Early Voting	Election Day
Arturo Espinosa	4	1.09%	0	3	1
Greg Abbott	308	83.92%	10	197	101
Pete "Doc" Chambers	36	9.81%	1	21	14
Stephen Samuelson	5	1.36%	0	4	1
Evelyn Brooks	2	0.54%	0	1	1
Kenneth Hyde	0	0.00%	0	0	0
Ronnie Tullos	0	0.00%	0	0	0
Nathaniel Welch	0	0.00%	0	0	0
Mark V. Goloby	0	0.00%	0	0	0
R.F. "Bob" Achgill	1	0.27%	0	1	0
Charles Andrew Crouch	4	1.09%	0	3	1
Total Votes Cast	360	98.09%	11	230	119
Overvotes	0	0.00%	0	0	0
Undervotes	7	1.91%	0	6	1
Contest Totals	367	100.00%	11	236	120

#### REP Lieutenant Governor

Vote For 1

	TOTAL	VOTE %	Absentee	Early Voting	Election Day
Esala Wueschner	2	0.54%	0	1	1
Dan Patrick	302	82.29%	11	195	96
Timothy Mabry	28	7.63%	0	18	10
Perla Munoz Hopkins	12	3.27%	0	8	4
Total Votes Cast	344	93.73%	11	222	111
Overvotes	0	0.00%	0	0	0
Undervotes	23	6.27%	0	14	9
Contest Totals	367	100.00%	11	236	120

#### REP Attorney General

Vote For 1

	TOTAL	VOTE %	Absentee	Early Voting	Election Day
Aaron Reitz	57	15.53%	1	46	10
Joan Huffman	66	17.98%	3	32	31
Mayes Middleton	89	24.25%	3	60	26
Chip Roy	112	30.52%	4	74	34
Total Votes Cast	324	88.28%	11	212	101
Overvotes	0	0.00%	0	0	0
Undervotes	43	11.72%	0	24	19
Contest Totals	367	100.00%	11	236	120

### PRECINCT 3

#### REP Comptroller of Public Accounts

Vote For 1

	TOTAL	VOTE %		Absentee	Early Voting	Election Day
Christi Craddick	82	22.34%	<div style="width: 22.34%; background-color: #ffc107;"></div>	3	56	23
Don Huffines	167	45.50%	<div style="width: 45.50%; background-color: #ffc107;"></div>	4	112	51
Kelly Hancock	80	21.80%	<div style="width: 21.80%; background-color: #ffc107;"></div>	4	45	31
Michael Berlanga	8	2.18%	<div style="width: 2.18%; background-color: #ffc107;"></div>	0	5	3
Total Votes Cast	337	91.83%	<div style="width: 91.83%; background-color: #ffc107;"></div>	11	218	108
Overvotes	0	0.00%	<div style="width: 0.00%; background-color: #ffc107;"></div>	0	0	0
Undervotes	30	8.17%	<div style="width: 8.17%; background-color: #ffc107;"></div>	0	18	12
Contest Totals	367	100.00%	<div style="width: 100.00%; background-color: #ffc107;"></div>	11	236	120

#### REP Comm General Land Office

Vote For 1

	TOTAL	VOTE %		Absentee	Early Voting	Election Day
Dawn Buckingham	301	82.02%	<div style="width: 82.02%; background-color: #ffc107;"></div>	11	193	97
Total Votes Cast	301	82.02%	<div style="width: 82.02%; background-color: #ffc107;"></div>	11	193	97
Overvotes	0	0.00%	<div style="width: 0.00%; background-color: #ffc107;"></div>	0	0	0
Undervotes	66	17.98%	<div style="width: 17.98%; background-color: #ffc107;"></div>	0	43	23
Contest Totals	367	100.00%	<div style="width: 100.00%; background-color: #ffc107;"></div>	11	236	120

#### REP Commissioner of Agriculture

Vote For 1

	TOTAL	VOTE %		Absentee	Early Voting	Election Day
Nate Sheets	121	32.97%	<div style="width: 32.97%; background-color: #ffc107;"></div>	0	84	37
Sid Miller	212	57.77%	<div style="width: 57.77%; background-color: #ffc107;"></div>	11	131	70
Total Votes Cast	333	90.74%	<div style="width: 90.74%; background-color: #ffc107;"></div>	11	215	107
Overvotes	0	0.00%	<div style="width: 0.00%; background-color: #ffc107;"></div>	0	0	0
Undervotes	34	9.26%	<div style="width: 9.26%; background-color: #ffc107;"></div>	0	21	13
Contest Totals	367	100.00%	<div style="width: 100.00%; background-color: #ffc107;"></div>	11	236	120

#### REP Railroad Commissioner

Vote For 1

	TOTAL	VOTE %		Absentee	Early Voting	Election Day
Hawk Dunlap	64	17.44%	<div style="width: 17.44%; background-color: #ffc107;"></div>	0	43	21
Bo French	40	10.90%	<div style="width: 10.90%; background-color: #ffc107;"></div>	1	32	7
Jim Wright	108	29.43%	<div style="width: 29.43%; background-color: #ffc107;"></div>	3	72	33
Katherine Culbert	24	6.54%	<div style="width: 6.54%; background-color: #ffc107;"></div>	2	13	9
James (Jim) Matlock	80	21.80%	<div style="width: 21.80%; background-color: #ffc107;"></div>	5	45	30
Total Votes Cast	316	86.10%	<div style="width: 86.10%; background-color: #ffc107;"></div>	11	205	100
Overvotes	0	0.00%	<div style="width: 0.00%; background-color: #ffc107;"></div>	0	0	0
Undervotes	51	13.90%	<div style="width: 13.90%; background-color: #ffc107;"></div>	0	31	20
Contest Totals	367	100.00%	<div style="width: 100.00%; background-color: #ffc107;"></div>	11	236	120

### PRECINCT 3

#### REP Chief Justice, Supreme Court

Vote For 1

	TOTAL	VOTE %		Absentee	Early Voting	Election Day
Jimmy Blacklock	299	81.47%	<div style="width: 81.47%;"><div style="width: 81.47%;"></div></div>	10	192	97
Total Votes Cast	299	81.47%	<div style="width: 81.47%;"><div style="width: 81.47%;"></div></div>	10	192	97
Overvotes	0	0.00%	<div style="width: 0%;"><div style="width: 0%;"></div></div>	0	0	0
Undervotes	68	18.53%	<div style="width: 18.53%;"><div style="width: 18.53%;"></div></div>	1	44	23
Contest Totals	367	100.00%	<div style="width: 100%;"><div style="width: 100%;"></div></div>	11	236	120

#### REP Justice, Supreme Court, PI 2 Unexp

Vote For 1

	TOTAL	VOTE %		Absentee	Early Voting	Election Day
James P. Sullivan	299	81.47%	<div style="width: 81.47%;"><div style="width: 81.47%;"></div></div>	10	191	98
Total Votes Cast	299	81.47%	<div style="width: 81.47%;"><div style="width: 81.47%;"></div></div>	10	191	98
Overvotes	0	0.00%	<div style="width: 0%;"><div style="width: 0%;"></div></div>	0	0	0
Undervotes	68	18.53%	<div style="width: 18.53%;"><div style="width: 18.53%;"></div></div>	1	45	22
Contest Totals	367	100.00%	<div style="width: 100%;"><div style="width: 100%;"></div></div>	11	236	120

#### REP Justice, Supreme Court, PI 7

Vote For 1

	TOTAL	VOTE %		Absentee	Early Voting	Election Day
Kyle Hawkins	285	77.66%	<div style="width: 77.66%;"><div style="width: 77.66%;"></div></div>	9	188	88
Total Votes Cast	285	77.66%	<div style="width: 77.66%;"><div style="width: 77.66%;"></div></div>	9	188	88
Overvotes	0	0.00%	<div style="width: 0%;"><div style="width: 0%;"></div></div>	0	0	0
Undervotes	82	22.34%	<div style="width: 22.34%;"><div style="width: 22.34%;"></div></div>	2	48	32
Contest Totals	367	100.00%	<div style="width: 100%;"><div style="width: 100%;"></div></div>	11	236	120

#### REP Justice, Supreme Court, PI 8

Vote For 1

	TOTAL	VOTE %		Absentee	Early Voting	Election Day
Brett Busby	284	77.38%	<div style="width: 77.38%;"><div style="width: 77.38%;"></div></div>	10	188	86
Total Votes Cast	284	77.38%	<div style="width: 77.38%;"><div style="width: 77.38%;"></div></div>	10	188	86
Overvotes	0	0.00%	<div style="width: 0%;"><div style="width: 0%;"></div></div>	0	0	0
Undervotes	83	22.62%	<div style="width: 22.62%;"><div style="width: 22.62%;"></div></div>	1	48	34
Contest Totals	367	100.00%	<div style="width: 100%;"><div style="width: 100%;"></div></div>	11	236	120

### PRECINCT 3

#### REP Judge, Ct of Crim App, PI 3

Vote For 1

	TOTAL	VOTE %		Absentee	Early Voting	Election Day
Alison Fox	77	20.98%	<div style="width: 20.98%; background-color: #ffc107;"></div>	1	52	24
Lesli Fitzpatrick	66	17.98%	<div style="width: 17.98%; background-color: #ffc107;"></div>	5	41	20
Thomas Smith	70	19.07%	<div style="width: 19.07%; background-color: #ffc107;"></div>	2	52	16
Brent Coffee	68	18.53%	<div style="width: 18.53%; background-color: #ffc107;"></div>	3	38	27
Total Votes Cast	281	76.57%	<div style="width: 76.57%; background-color: #ffc107;"></div>	11	183	87
Overvotes	0	0.00%	<div style="width: 0.00%; background-color: #ffc107;"></div>	0	0	0
Undervotes	86	23.43%	<div style="width: 23.43%; background-color: #ffc107;"></div>	0	53	33
Contest Totals	367	100.00%	<div style="width: 100.00%; background-color: #ffc107;"></div>	11	236	120

#### REP Judge, Ct of Crim App, PI 4

Vote For 1

	TOTAL	VOTE %		Absentee	Early Voting	Election Day
Kevin Patrick Yeary	276	75.20%	<div style="width: 75.20%; background-color: #ffc107;"></div>	10	178	88
Total Votes Cast	276	75.20%	<div style="width: 75.20%; background-color: #ffc107;"></div>	10	178	88
Overvotes	0	0.00%	<div style="width: 0.00%; background-color: #ffc107;"></div>	0	0	0
Undervotes	91	24.80%	<div style="width: 24.80%; background-color: #ffc107;"></div>	1	58	32
Contest Totals	367	100.00%	<div style="width: 100.00%; background-color: #ffc107;"></div>	11	236	120

#### REP Judge, Ct of Crim App, PI 9

Vote For 1

	TOTAL	VOTE %		Absentee	Early Voting	Election Day
John Messinger	215	58.58%	<div style="width: 58.58%; background-color: #ffc107;"></div>	7	143	65
Jennifer Balido	63	17.17%	<div style="width: 17.17%; background-color: #ffc107;"></div>	4	40	19
Total Votes Cast	278	75.75%	<div style="width: 75.75%; background-color: #ffc107;"></div>	11	183	84
Overvotes	0	0.00%	<div style="width: 0.00%; background-color: #ffc107;"></div>	0	0	0
Undervotes	89	24.25%	<div style="width: 24.25%; background-color: #ffc107;"></div>	0	53	36
Contest Totals	367	100.00%	<div style="width: 100.00%; background-color: #ffc107;"></div>	11	236	120

#### REP State Senator, Dist 28

Vote For 1

	TOTAL	VOTE %		Absentee	Early Voting	Election Day
Charles Perry	289	78.75%	<div style="width: 78.75%; background-color: #ffc107;"></div>	10	188	91
Total Votes Cast	289	78.75%	<div style="width: 78.75%; background-color: #ffc107;"></div>	10	188	91
Overvotes	0	0.00%	<div style="width: 0.00%; background-color: #ffc107;"></div>	0	0	0
Undervotes	78	21.25%	<div style="width: 21.25%; background-color: #ffc107;"></div>	1	48	29
Contest Totals	367	100.00%	<div style="width: 100.00%; background-color: #ffc107;"></div>	11	236	120

### PRECINCT 3

#### REP State Representative, Dist 72

Vote For 1

	TOTAL	VOTE %		Absentee	Early Voting	Election Day
Drew Darby	288	78.47%	<div style="width: 78.47%;"><div style="width: 78.47%;"></div></div>	10	185	93
Total Votes Cast	288	78.47%	<div style="width: 78.47%;"><div style="width: 78.47%;"></div></div>	10	185	93
Overvotes	0	0.00%	<div style="width: 0%;"><div style="width: 0%;"></div></div>	0	0	0
Undervotes	79	21.53%	<div style="width: 21.53%;"><div style="width: 21.53%;"></div></div>	1	51	27
Contest Totals	367	100.00%	<div style="width: 100%;"><div style="width: 100%;"></div></div>	11	236	120

#### REP Chief Justice, 15th Ct of App Dist.

Vote For 1

	TOTAL	VOTE %		Absentee	Early Voting	Election Day
Scott Brister	281	76.57%	<div style="width: 76.57%;"><div style="width: 76.57%;"></div></div>	10	182	89
Total Votes Cast	281	76.57%	<div style="width: 76.57%;"><div style="width: 76.57%;"></div></div>	10	182	89
Overvotes	0	0.00%	<div style="width: 0%;"><div style="width: 0%;"></div></div>	0	0	0
Undervotes	86	23.43%	<div style="width: 23.43%;"><div style="width: 23.43%;"></div></div>	1	54	31
Contest Totals	367	100.00%	<div style="width: 100%;"><div style="width: 100%;"></div></div>	11	236	120

#### REP Justice, 15th Ct of App Dist, PI 2

Vote For 1

	TOTAL	VOTE %		Absentee	Early Voting	Election Day
Scott K. Field	278	75.75%	<div style="width: 75.75%;"><div style="width: 75.75%;"></div></div>	10	180	88
Total Votes Cast	278	75.75%	<div style="width: 75.75%;"><div style="width: 75.75%;"></div></div>	10	180	88
Overvotes	0	0.00%	<div style="width: 0%;"><div style="width: 0%;"></div></div>	0	0	0
Undervotes	89	24.25%	<div style="width: 24.25%;"><div style="width: 24.25%;"></div></div>	1	56	32
Contest Totals	367	100.00%	<div style="width: 100%;"><div style="width: 100%;"></div></div>	11	236	120

#### REP Justice, 15th Ct of App Dist, PI 3

Vote For 1

	TOTAL	VOTE %		Absentee	Early Voting	Election Day
April Farris	275	74.93%	<div style="width: 74.93%;"><div style="width: 74.93%;"></div></div>	10	178	87
Total Votes Cast	275	74.93%	<div style="width: 74.93%;"><div style="width: 74.93%;"></div></div>	10	178	87
Overvotes	0	0.00%	<div style="width: 0%;"><div style="width: 0%;"></div></div>	0	0	0
Undervotes	92	25.07%	<div style="width: 25.07%;"><div style="width: 25.07%;"></div></div>	1	58	33
Contest Totals	367	100.00%	<div style="width: 100%;"><div style="width: 100%;"></div></div>	11	236	120

#### REP Justice, 11th Ct of App Dist, PI 2

Vote For 1

	TOTAL	VOTE %		Absentee	Early Voting	Election Day
Bruce Williams	278	75.75%	<div style="width: 75.75%;"><div style="width: 75.75%;"></div></div>	9	181	88
Total Votes Cast	278	75.75%	<div style="width: 75.75%;"><div style="width: 75.75%;"></div></div>	9	181	88
Overvotes	0	0.00%	<div style="width: 0%;"><div style="width: 0%;"></div></div>	0	0	0
Undervotes	89	24.25%	<div style="width: 24.25%;"><div style="width: 24.25%;"></div></div>	2	55	32
Contest Totals	367	100.00%	<div style="width: 100%;"><div style="width: 100%;"></div></div>	11	236	120

### PRECINCT 3

#### REP County Judge

Vote For 1

	TOTAL	VOTE %		Absentee	Early Voting	Election Day
Billy D. Bledsoe	313	85.29%	<div style="width: 85.29%;"><div style="width: 85.29%;"></div></div>	10	200	103
Total Votes Cast	313	85.29%	<div style="width: 85.29%;"><div style="width: 85.29%;"></div></div>	10	200	103
Overvotes	0	0.00%	<div style="width: 0.00%;"><div style="width: 0.00%;"></div></div>	0	0	0
Undervotes	54	14.71%	<div style="width: 14.71%;"><div style="width: 14.71%;"></div></div>	1	36	17
Contest Totals	367	100.00%	<div style="width: 100.00%;"><div style="width: 100.00%;"></div></div>	11	236	120

#### REP District Clerk

Vote For 1

	TOTAL	VOTE %		Absentee	Early Voting	Election Day
Darlene Huddle	311	84.74%	<div style="width: 84.74%;"><div style="width: 84.74%;"></div></div>	11	200	100
Total Votes Cast	311	84.74%	<div style="width: 84.74%;"><div style="width: 84.74%;"></div></div>	11	200	100
Overvotes	0	0.00%	<div style="width: 0.00%;"><div style="width: 0.00%;"></div></div>	0	0	0
Undervotes	56	15.26%	<div style="width: 15.26%;"><div style="width: 15.26%;"></div></div>	0	36	20
Contest Totals	367	100.00%	<div style="width: 100.00%;"><div style="width: 100.00%;"></div></div>	11	236	120

#### REP County Clerk

Vote For 1

	TOTAL	VOTE %		Absentee	Early Voting	Election Day
Stacey Mendoza	327	89.10%	<div style="width: 89.10%;"><div style="width: 89.10%;"></div></div>	11	211	105
Total Votes Cast	327	89.10%	<div style="width: 89.10%;"><div style="width: 89.10%;"></div></div>	11	211	105
Overvotes	0	0.00%	<div style="width: 0.00%;"><div style="width: 0.00%;"></div></div>	0	0	0
Undervotes	40	10.90%	<div style="width: 10.90%;"><div style="width: 10.90%;"></div></div>	0	25	15
Contest Totals	367	100.00%	<div style="width: 100.00%;"><div style="width: 100.00%;"></div></div>	11	236	120

#### REP County Treasurer

Vote For 1

	TOTAL	VOTE %		Absentee	Early Voting	Election Day
Jeana R. Farrow	311	84.74%	<div style="width: 84.74%;"><div style="width: 84.74%;"></div></div>	10	200	101
Total Votes Cast	311	84.74%	<div style="width: 84.74%;"><div style="width: 84.74%;"></div></div>	10	200	101
Overvotes	0	0.00%	<div style="width: 0.00%;"><div style="width: 0.00%;"></div></div>	0	0	0
Undervotes	56	15.26%	<div style="width: 15.26%;"><div style="width: 15.26%;"></div></div>	1	36	19
Contest Totals	367	100.00%	<div style="width: 100.00%;"><div style="width: 100.00%;"></div></div>	11	236	120

#### REP JOP

Vote For 1

	TOTAL	VOTE %		Absentee	Early Voting	Election Day
Cody Moore	102	27.79%	<div style="width: 27.79%;"><div style="width: 27.79%;"></div></div>	1	63	38
Karen Langley	168	45.78%	<div style="width: 45.78%;"><div style="width: 45.78%;"></div></div>	8	116	44
Rodney Allen Cole	75	20.44%	<div style="width: 20.44%;"><div style="width: 20.44%;"></div></div>	2	42	31
Total Votes Cast	345	94.01%	<div style="width: 94.01%;"><div style="width: 94.01%;"></div></div>	11	221	113
Overvotes	0	0.00%	<div style="width: 0.00%;"><div style="width: 0.00%;"></div></div>	0	0	0
Undervotes	22	5.99%	<div style="width: 5.99%;"><div style="width: 5.99%;"></div></div>	0	15	7
Contest Totals	367	100.00%	<div style="width: 100.00%;"><div style="width: 100.00%;"></div></div>	11	236	120

### PRECINCT 3

#### REP Proposition 1

Vote For 1

	TOTAL	VOTE %		Absentee	Early Voting	Election Day
YES	317	86.38%	<div style="width: 86.38%;"><div style="width: 86.38%;"></div></div>	11	201	105
NO	35	9.54%	<div style="width: 9.54%;"><div style="width: 9.54%;"></div></div>	0	26	9
Total Votes Cast	352	95.91%	<div style="width: 95.91%;"><div style="width: 95.91%;"></div></div>	11	227	114
Overvotes	0	0.00%	<div style="width: 0.00%;"><div style="width: 0.00%;"></div></div>	0	0	0
Undervotes	15	4.09%	<div style="width: 4.09%;"><div style="width: 4.09%;"></div></div>	0	9	6
Contest Totals	367	100.00%	<div style="width: 100.00%;"><div style="width: 100.00%;"></div></div>	11	236	120

#### REP Proposition 2

Vote For 1

	TOTAL	VOTE %		Absentee	Early Voting	Election Day
YES	328	89.37%	<div style="width: 89.37%;"><div style="width: 89.37%;"></div></div>	11	212	105
NO	24	6.54%	<div style="width: 6.54%;"><div style="width: 6.54%;"></div></div>	0	13	11
Total Votes Cast	352	95.91%	<div style="width: 95.91%;"><div style="width: 95.91%;"></div></div>	11	225	116
Overvotes	0	0.00%	<div style="width: 0.00%;"><div style="width: 0.00%;"></div></div>	0	0	0
Undervotes	15	4.09%	<div style="width: 4.09%;"><div style="width: 4.09%;"></div></div>	0	11	4
Contest Totals	367	100.00%	<div style="width: 100.00%;"><div style="width: 100.00%;"></div></div>	11	236	120

#### REP Proposition 3

Vote For 1

	TOTAL	VOTE %		Absentee	Early Voting	Election Day
YES	229	62.40%	<div style="width: 62.40%;"><div style="width: 62.40%;"></div></div>	7	150	72
NO	127	34.60%	<div style="width: 34.60%;"><div style="width: 34.60%;"></div></div>	2	78	47
Total Votes Cast	356	97.00%	<div style="width: 97.00%;"><div style="width: 97.00%;"></div></div>	9	228	119
Overvotes	0	0.00%	<div style="width: 0.00%;"><div style="width: 0.00%;"></div></div>	0	0	0
Undervotes	11	3.00%	<div style="width: 3.00%;"><div style="width: 3.00%;"></div></div>	2	8	1
Contest Totals	367	100.00%	<div style="width: 100.00%;"><div style="width: 100.00%;"></div></div>	11	236	120

#### REP Proposition 4

Vote For 1

	TOTAL	VOTE %		Absentee	Early Voting	Election Day
YES	307	83.65%	<div style="width: 83.65%;"><div style="width: 83.65%;"></div></div>	9	197	101
NO	46	12.53%	<div style="width: 12.53%;"><div style="width: 12.53%;"></div></div>	0	28	18
Total Votes Cast	353	96.19%	<div style="width: 96.19%;"><div style="width: 96.19%;"></div></div>	9	225	119
Overvotes	0	0.00%	<div style="width: 0.00%;"><div style="width: 0.00%;"></div></div>	0	0	0
Undervotes	14	3.81%	<div style="width: 3.81%;"><div style="width: 3.81%;"></div></div>	2	11	1
Contest Totals	367	100.00%	<div style="width: 100.00%;"><div style="width: 100.00%;"></div></div>	11	236	120

### PRECINCT 3

#### REP Proposition 5

Vote For 1

	TOTAL	VOTE %		Absentee	Early Voting	Election Day
YES	329	89.65%	<div style="width: 89.65%;"><div style="width: 89.65%;"></div></div>	9	216	104
NO	26	7.08%	<div style="width: 7.08%;"><div style="width: 7.08%;"></div></div>	0	11	15
Total Votes Cast	355	96.73%	<div style="width: 96.73%;"><div style="width: 96.73%;"></div></div>	9	227	119
Overvotes	0	0.00%	<div style="width: 0.00%;"><div style="width: 0.00%;"></div></div>	0	0	0
Undervotes	12	3.27%	<div style="width: 3.27%;"><div style="width: 3.27%;"></div></div>	2	9	1
Contest Totals	367	100.00%	<div style="width: 100.00%;"><div style="width: 100.00%;"></div></div>	11	236	120

#### REP Proposition 6

Vote For 1

	TOTAL	VOTE %		Absentee	Early Voting	Election Day
YES	328	89.37%	<div style="width: 89.37%;"><div style="width: 89.37%;"></div></div>	11	210	107
NO	29	7.90%	<div style="width: 7.90%;"><div style="width: 7.90%;"></div></div>	0	19	10
Total Votes Cast	357	97.28%	<div style="width: 97.28%;"><div style="width: 97.28%;"></div></div>	11	229	117
Overvotes	0	0.00%	<div style="width: 0.00%;"><div style="width: 0.00%;"></div></div>	0	0	0
Undervotes	10	2.72%	<div style="width: 2.72%;"><div style="width: 2.72%;"></div></div>	0	7	3
Contest Totals	367	100.00%	<div style="width: 100.00%;"><div style="width: 100.00%;"></div></div>	11	236	120

#### REP Proposition 7

Vote For 1

	TOTAL	VOTE %		Absentee	Early Voting	Election Day
YES	318	86.65%	<div style="width: 86.65%;"><div style="width: 86.65%;"></div></div>	8	208	102
NO	32	8.72%	<div style="width: 8.72%;"><div style="width: 8.72%;"></div></div>	3	15	14
Total Votes Cast	350	95.37%	<div style="width: 95.37%;"><div style="width: 95.37%;"></div></div>	11	223	116
Overvotes	0	0.00%	<div style="width: 0.00%;"><div style="width: 0.00%;"></div></div>	0	0	0
Undervotes	17	4.63%	<div style="width: 4.63%;"><div style="width: 4.63%;"></div></div>	0	13	4
Contest Totals	367	100.00%	<div style="width: 100.00%;"><div style="width: 100.00%;"></div></div>	11	236	120

#### REP Proposition 8







Vote For 1

	TOTAL	VOTE %		Absentee	Early Voting	Election Day
YES	328	89.37%	<div style="width: 89.37%;"><div style="width: 89.37%;"></div></div>	9	211	108
NO	27	7.36%	<div style="width: 7.36%;"><div style="width: 7.36%;"></div></div>	0	18	9
Total Votes Cast	355	96.73%	<div style="width: 96.73%;"><div style="width: 96.73%;"></div></div>	9	229	117
Overvotes	0	0.00%	<div style="width: 0.00%;"><div style="width: 0.00%;"></div></div>	0	0	0
Undervotes	12	3.27%	<div style="width: 3.27%;"><div style="width: 3.27%;"></div></div>	2	7	3
Contest Totals	367	100.00%	<div style="width: 100.00%;"><div style="width: 100.00%;"></div></div>	11	236	120

### PRECINCT 3







#### REP Proposition 9

Vote For 1

	TOTAL	VOTE %		Absentee	Early Voting	Election Day
YES	290	79.02%		8	192	90
NO	62	16.89%		1	34	27
Total Votes Cast	352	95.91%		9	226	117
Overvotes	0	0.00%		0	0	0
Undervotes	15	4.09%		2	10	3
Contest Totals	367	100.00%		11	236	120

#### REP Proposition 10

Vote For 1

	TOTAL	VOTE %		Absentee	Early Voting	Election Day
YES	316	86.10%		11	209	96
NO	17	4.63%		0	8	9
Total Votes Cast	333	90.74%		11	217	105
Overvotes	0	0.00%		0	0	0
Undervotes	34	9.26%		0	19	15
Contest Totals	367	100.00%		11	236	120

## PRECINCT 4

### Statistics

	TOTAL	Absentee	Early Voting	Election Day
Registered Voters - Total	1,545			
Ballots Cast - Total	576	24	398	154
Ballots Cast - Republican Party	538	24	365	149
Ballots Cast - Blank	0	0	0	0
Voter Turnout - Total	37.28%			

### REP US Senator

Vote For 1

	TOTAL	VOTE %	Absentee	Early Voting	Election Day
Ken Paxton	253	47.03%	10	174	69
Wesley Hunt	48	8.92%	0	33	15
Sara Canady	9	1.67%	0	7	2
Virgil John Bierschwale	1	0.19%	0	0	1
Anna Bender	3	0.56%	0	0	3
John Cornyn	198	36.80%	14	129	55
Gulrez "Gus" Khan	3	0.56%	0	3	0
John O. Adefope	1	0.19%	0	1	0
Total Votes Cast	516	95.91%	24	347	145
Overvotes	0	0.00%	0	0	0
Undervotes	22	4.09%	0	18	4
Contest Totals	538	100.00%	24	365	149

### REP US Representative, District 11

Vote For 1

	TOTAL	VOTE %	Absentee	Early Voting	Election Day
August Pfluger	453	84.20%	19	307	127
Total Votes Cast	453	84.20%	19	307	127
Overvotes	0	0.00%	0	0	0
Undervotes	85	15.80%	5	58	22
Contest Totals	538	100.00%	24	365	149

## PRECINCT 4

### REP Governor

Vote For 1

	TOTAL	VOTE %	Absentee	Early Voting	Election Day
Arturo Espinosa	5	0.93%	0	3	2
Greg Abbott	421	78.25%	23	289	109
Pete "Doc" Chambers	76	14.13%	1	45	30
Stephen Samuelson	2	0.37%	0	2	0
Evelyn Brooks	4	0.74%	0	2	2
Kenneth Hyde	2	0.37%	0	1	1
Ronnie Tullos	2	0.37%	0	2	0
Nathaniel Welch	2	0.37%	0	1	1
Mark V. Goloby	1	0.19%	0	1	0
R.F. "Bob" Achgill	0	0.00%	0	0	0
Charles Andrew Crouch	4	0.74%	0	4	0
Total Votes Cast	519	96.47%	24	350	145
Overvotes	0	0.00%	0	0	0
Undervotes	19	3.53%	0	15	4
Contest Totals	538	100.00%	24	365	149

### REP Lieutenant Governor

Vote For 1

	TOTAL	VOTE %	Absentee	Early Voting	Election Day
Esala Wueschner	8	1.49%	0	6	2
Dan Patrick	439	81.60%	22	296	121
Timothy Mabry	39	7.25%	0	30	9
Perla Munoz Hopkins	11	2.04%	1	6	4
Total Votes Cast	497	92.38%	23	338	136
Overvotes	0	0.00%	0	0	0
Undervotes	41	7.62%	1	27	13
Contest Totals	538	100.00%	24	365	149

### REP Attorney General

Vote For 1

	TOTAL	VOTE %	Absentee	Early Voting	Election Day
Aaron Reitz	71	13.20%	4	47	20
Joan Huffman	108	20.07%	7	69	32
Mayes Middleton	156	29.00%	7	112	37
Chip Roy	138	25.65%	5	93	40
Total Votes Cast	473	87.92%	23	321	129
Overvotes	0	0.00%	0	0	0
Undervotes	65	12.08%	1	44	20
Contest Totals	538	100.00%	24	365	149

## PRECINCT 4

### REP Comptroller of Public Accounts

Vote For 1

	TOTAL	VOTE %		Absentee	Early Voting	Election Day
Christi Craddick	130	24.16%	<div style="width: 24.16%; background-color: #ffc107;"></div>	10	100	20
Don Huffines	237	44.05%	<div style="width: 44.05%; background-color: #ffc107;"></div>	8	152	77
Kelly Hancock	109	20.26%	<div style="width: 20.26%; background-color: #ffc107;"></div>	4	74	31
Michael Berlanga	8	1.49%	<div style="width: 1.49%; background-color: #ffc107;"></div>	0	5	3
Total Votes Cast	484	89.96%	<div style="width: 89.96%; background-color: #ffc107;"></div>	22	331	131
Overvotes	0	0.00%	<div style="width: 0.00%; background-color: #ffc107;"></div>	0	0	0
Undervotes	54	10.04%	<div style="width: 10.04%; background-color: #ffc107;"></div>	2	34	18
Contest Totals	538	100.00%	<div style="width: 100.00%; background-color: #ffc107;"></div>	24	365	149

### REP Comm General Land Office

Vote For 1

	TOTAL	VOTE %		Absentee	Early Voting	Election Day
Dawn Buckingham	419	77.88%	<div style="width: 77.88%; background-color: #ffc107;"></div>	24	278	117
Total Votes Cast	419	77.88%	<div style="width: 77.88%; background-color: #ffc107;"></div>	24	278	117
Overvotes	0	0.00%	<div style="width: 0.00%; background-color: #ffc107;"></div>	0	0	0
Undervotes	119	22.12%	<div style="width: 22.12%; background-color: #ffc107;"></div>	0	87	32
Contest Totals	538	100.00%	<div style="width: 100.00%; background-color: #ffc107;"></div>	24	365	149

### REP Commissioner of Agriculture

Vote For 1

	TOTAL	VOTE %		Absentee	Early Voting	Election Day
Nate Sheets	164	30.48%	<div style="width: 30.48%; background-color: #ffc107;"></div>	9	115	40
Sid Miller	312	57.99%	<div style="width: 57.99%; background-color: #ffc107;"></div>	15	210	87
Total Votes Cast	476	88.48%	<div style="width: 88.48%; background-color: #ffc107;"></div>	24	325	127
Overvotes	0	0.00%	<div style="width: 0.00%; background-color: #ffc107;"></div>	0	0	0
Undervotes	62	11.52%	<div style="width: 11.52%; background-color: #ffc107;"></div>	0	40	22
Contest Totals	538	100.00%	<div style="width: 100.00%; background-color: #ffc107;"></div>	24	365	149

### REP Railroad Commissioner

Vote For 1

	TOTAL	VOTE %		Absentee	Early Voting	Election Day
Hawk Dunlap	88	16.36%	<div style="width: 16.36%; background-color: #ffc107;"></div>	2	60	26
Bo French	58	10.78%	<div style="width: 10.78%; background-color: #ffc107;"></div>	4	36	18
Jim Wright	176	32.71%	<div style="width: 32.71%; background-color: #ffc107;"></div>	6	134	36
Katherine Culbert	31	5.76%	<div style="width: 5.76%; background-color: #ffc107;"></div>	0	20	11
James (Jim) Matlock	91	16.91%	<div style="width: 16.91%; background-color: #ffc107;"></div>	8	59	24
Total Votes Cast	444	82.53%	<div style="width: 82.53%; background-color: #ffc107;"></div>	20	309	115
Overvotes	0	0.00%	<div style="width: 0.00%; background-color: #ffc107;"></div>	0	0	0
Undervotes	94	17.47%	<div style="width: 17.47%; background-color: #ffc107;"></div>	4	56	34
Contest Totals	538	100.00%	<div style="width: 100.00%; background-color: #ffc107;"></div>	24	365	149

## PRECINCT 4

### REP Chief Justice, Supreme Court

Vote For 1

	TOTAL	VOTE %		Absentee	Early Voting	Election Day
Jimmy Blacklock	408	75.84%	<div style="width: 75.84%;"><div style="width: 75.84%;"></div></div>	23	273	112
Total Votes Cast	408	75.84%	<div style="width: 75.84%;"><div style="width: 75.84%;"></div></div>	23	273	112
Overvotes	0	0.00%	<div style="width: 0%;"><div style="width: 0%;"></div></div>	0	0	0
Undervotes	130	24.16%	<div style="width: 24.16%;"><div style="width: 24.16%;"></div></div>	1	92	37
Contest Totals	538	100.00%	<div style="width: 100%;"><div style="width: 100%;"></div></div>	24	365	149

### REP Justice, Supreme Court, PI 2 Unexp

Vote For 1

	TOTAL	VOTE %		Absentee	Early Voting	Election Day
James P. Sullivan	406	75.46%	<div style="width: 75.46%;"><div style="width: 75.46%;"></div></div>	23	274	109
Total Votes Cast	406	75.46%	<div style="width: 75.46%;"><div style="width: 75.46%;"></div></div>	23	274	109
Overvotes	0	0.00%	<div style="width: 0%;"><div style="width: 0%;"></div></div>	0	0	0
Undervotes	132	24.54%	<div style="width: 24.54%;"><div style="width: 24.54%;"></div></div>	1	91	40
Contest Totals	538	100.00%	<div style="width: 100%;"><div style="width: 100%;"></div></div>	24	365	149

### REP Justice, Supreme Court, PI 7

Vote For 1

	TOTAL	VOTE %		Absentee	Early Voting	Election Day
Kyle Hawkins	397	73.79%	<div style="width: 73.79%;"><div style="width: 73.79%;"></div></div>	22	265	110
Total Votes Cast	397	73.79%	<div style="width: 73.79%;"><div style="width: 73.79%;"></div></div>	22	265	110
Overvotes	0	0.00%	<div style="width: 0%;"><div style="width: 0%;"></div></div>	0	0	0
Undervotes	141	26.21%	<div style="width: 26.21%;"><div style="width: 26.21%;"></div></div>	2	100	39
Contest Totals	538	100.00%	<div style="width: 100%;"><div style="width: 100%;"></div></div>	24	365	149

### REP Justice, Supreme Court, PI 8

Vote For 1

	TOTAL	VOTE %		Absentee	Early Voting	Election Day
Brett Busby	398	73.98%	<div style="width: 73.98%;"><div style="width: 73.98%;"></div></div>	23	265	110
Total Votes Cast	398	73.98%	<div style="width: 73.98%;"><div style="width: 73.98%;"></div></div>	23	265	110
Overvotes	0	0.00%	<div style="width: 0%;"><div style="width: 0%;"></div></div>	0	0	0
Undervotes	140	26.02%	<div style="width: 26.02%;"><div style="width: 26.02%;"></div></div>	1	100	39
Contest Totals	538	100.00%	<div style="width: 100%;"><div style="width: 100%;"></div></div>	24	365	149

## PRECINCT 4

### REP Judge, Ct of Crim App, PI 3

Vote For 1

	TOTAL	VOTE %		Absentee	Early Voting	Election Day
Alison Fox	114	21.19%	<div style="width: 21.19%; background-color: #ffc107;"></div>	6	78	30
Lesli Fitzpatrick	84	15.61%	<div style="width: 15.61%; background-color: #ffc107;"></div>	4	55	25
Thomas Smith	94	17.47%	<div style="width: 17.47%; background-color: #ffc107;"></div>	4	70	20
Brent Coffee	80	14.87%	<div style="width: 14.87%; background-color: #ffc107;"></div>	6	54	20
Total Votes Cast	372	69.14%	<div style="width: 69.14%; background-color: #ffc107;"></div>	20	257	95
Overvotes	0	0.00%	<div style="width: 0.00%; background-color: #ffc107;"></div>	0	0	0
Undervotes	166	30.86%	<div style="width: 30.86%; background-color: #ffc107;"></div>	4	108	54
Contest Totals	538	100.00%	<div style="width: 100.00%; background-color: #ffc107;"></div>	24	365	149

### REP Judge, Ct of Crim App, PI 4

Vote For 1

	TOTAL	VOTE %		Absentee	Early Voting	Election Day
Kevin Patrick Yeary	393	73.05%	<div style="width: 73.05%; background-color: #ffc107;"></div>	24	260	109
Total Votes Cast	393	73.05%	<div style="width: 73.05%; background-color: #ffc107;"></div>	24	260	109
Overvotes	0	0.00%	<div style="width: 0.00%; background-color: #ffc107;"></div>	0	0	0
Undervotes	145	26.95%	<div style="width: 26.95%; background-color: #ffc107;"></div>	0	105	40
Contest Totals	538	100.00%	<div style="width: 100.00%; background-color: #ffc107;"></div>	24	365	149

### REP Judge, Ct of Crim App, PI 9

Vote For 1

	TOTAL	VOTE %		Absentee	Early Voting	Election Day
John Messinger	300	55.76%	<div style="width: 55.76%; background-color: #ffc107;"></div>	14	209	77
Jennifer Balido	86	15.99%	<div style="width: 15.99%; background-color: #ffc107;"></div>	8	57	21
Total Votes Cast	386	71.75%	<div style="width: 71.75%; background-color: #ffc107;"></div>	22	266	98
Overvotes	0	0.00%	<div style="width: 0.00%; background-color: #ffc107;"></div>	0	0	0
Undervotes	152	28.25%	<div style="width: 28.25%; background-color: #ffc107;"></div>	2	99	51
Contest Totals	538	100.00%	<div style="width: 100.00%; background-color: #ffc107;"></div>	24	365	149

### REP State Senator, Dist 28

Vote For 1

	TOTAL	VOTE %		Absentee	Early Voting	Election Day
Charles Perry	408	75.84%	<div style="width: 75.84%; background-color: #ffc107;"></div>	24	275	109
Total Votes Cast	408	75.84%	<div style="width: 75.84%; background-color: #ffc107;"></div>	24	275	109
Overvotes	0	0.00%	<div style="width: 0.00%; background-color: #ffc107;"></div>	0	0	0
Undervotes	130	24.16%	<div style="width: 24.16%; background-color: #ffc107;"></div>	0	90	40
Contest Totals	538	100.00%	<div style="width: 100.00%; background-color: #ffc107;"></div>	24	365	149

## PRECINCT 4

### REP State Representative, Dist 72

Vote For 1

	TOTAL	VOTE %		Absentee	Early Voting	Election Day
Drew Darby	412	76.58%	<div style="width: 76.58%;"><div style="width: 76.58%;"></div></div>	23	276	113
Total Votes Cast	412	76.58%	<div style="width: 76.58%;"><div style="width: 76.58%;"></div></div>	23	276	113
Overvotes	0	0.00%	<div style="width: 0%;"><div style="width: 0%;"></div></div>	0	0	0
Undervotes	126	23.42%	<div style="width: 23.42%;"><div style="width: 23.42%;"></div></div>	1	89	36
Contest Totals	538	100.00%	<div style="width: 100%;"><div style="width: 100%;"></div></div>	24	365	149

### REP Chief Justice, 15th Ct of App Dist.

Vote For 1

	TOTAL	VOTE %		Absentee	Early Voting	Election Day
Scott Brister	391	72.68%	<div style="width: 72.68%;"><div style="width: 72.68%;"></div></div>	24	261	106
Total Votes Cast	391	72.68%	<div style="width: 72.68%;"><div style="width: 72.68%;"></div></div>	24	261	106
Overvotes	0	0.00%	<div style="width: 0%;"><div style="width: 0%;"></div></div>	0	0	0
Undervotes	147	27.32%	<div style="width: 27.32%;"><div style="width: 27.32%;"></div></div>	0	104	43
Contest Totals	538	100.00%	<div style="width: 100%;"><div style="width: 100%;"></div></div>	24	365	149

### REP Justice, 15th Ct of App Dist, PI 2

Vote For 1

	TOTAL	VOTE %		Absentee	Early Voting	Election Day
Scott K. Field	391	72.68%	<div style="width: 72.68%;"><div style="width: 72.68%;"></div></div>	23	261	107
Total Votes Cast	391	72.68%	<div style="width: 72.68%;"><div style="width: 72.68%;"></div></div>	23	261	107
Overvotes	0	0.00%	<div style="width: 0%;"><div style="width: 0%;"></div></div>	0	0	0
Undervotes	147	27.32%	<div style="width: 27.32%;"><div style="width: 27.32%;"></div></div>	1	104	42
Contest Totals	538	100.00%	<div style="width: 100%;"><div style="width: 100%;"></div></div>	24	365	149

### REP Justice, 15th Ct of App Dist, PI 3

Vote For 1

	TOTAL	VOTE %		Absentee	Early Voting	Election Day
April Farris	387	71.93%	<div style="width: 71.93%;"><div style="width: 71.93%;"></div></div>	21	260	106
Total Votes Cast	387	71.93%	<div style="width: 71.93%;"><div style="width: 71.93%;"></div></div>	21	260	106
Overvotes	0	0.00%	<div style="width: 0%;"><div style="width: 0%;"></div></div>	0	0	0
Undervotes	151	28.07%	<div style="width: 28.07%;"><div style="width: 28.07%;"></div></div>	3	105	43
Contest Totals	538	100.00%	<div style="width: 100%;"><div style="width: 100%;"></div></div>	24	365	149

### REP Justice, 11th Ct of App Dist, PI 2

Vote For 1

	TOTAL	VOTE %		Absentee	Early Voting	Election Day
Bruce Williams	392	72.86%	<div style="width: 72.86%;"><div style="width: 72.86%;"></div></div>	23	262	107
Total Votes Cast	392	72.86%	<div style="width: 72.86%;"><div style="width: 72.86%;"></div></div>	23	262	107
Overvotes	0	0.00%	<div style="width: 0%;"><div style="width: 0%;"></div></div>	0	0	0
Undervotes	146	27.14%	<div style="width: 27.14%;"><div style="width: 27.14%;"></div></div>	1	103	42
Contest Totals	538	100.00%	<div style="width: 100%;"><div style="width: 100%;"></div></div>	24	365	149

## PRECINCT 4

### REP County Judge

Vote For 1

	TOTAL	VOTE %		Absentee	Early Voting	Election Day
Billy D. Bledsoe	450	83.64%	<div style="width: 83.64%;"><div style="width: 83.64%;"></div></div>	23	306	121
Total Votes Cast	450	83.64%	<div style="width: 83.64%;"><div style="width: 83.64%;"></div></div>	23	306	121
Overvotes	0	0.00%	<div style="width: 0%;"><div style="width: 0%;"></div></div>	0	0	0
Undervotes	88	16.36%	<div style="width: 16.36%;"><div style="width: 16.36%;"></div></div>	1	59	28
Contest Totals	538	100.00%	<div style="width: 100%;"><div style="width: 100%;"></div></div>	24	365	149

### REP District Clerk

Vote For 1

	TOTAL	VOTE %		Absentee	Early Voting	Election Day
Darlene Huddle	454	84.39%	<div style="width: 84.39%;"><div style="width: 84.39%;"></div></div>	23	310	121
Total Votes Cast	454	84.39%	<div style="width: 84.39%;"><div style="width: 84.39%;"></div></div>	23	310	121
Overvotes	0	0.00%	<div style="width: 0%;"><div style="width: 0%;"></div></div>	0	0	0
Undervotes	84	15.61%	<div style="width: 15.61%;"><div style="width: 15.61%;"></div></div>	1	55	28
Contest Totals	538	100.00%	<div style="width: 100%;"><div style="width: 100%;"></div></div>	24	365	149

### REP County Clerk

Vote For 1

	TOTAL	VOTE %		Absentee	Early Voting	Election Day
Stacey Mendoza	464	86.25%	<div style="width: 86.25%;"><div style="width: 86.25%;"></div></div>	23	316	125
Total Votes Cast	464	86.25%	<div style="width: 86.25%;"><div style="width: 86.25%;"></div></div>	23	316	125
Overvotes	0	0.00%	<div style="width: 0%;"><div style="width: 0%;"></div></div>	0	0	0
Undervotes	74	13.75%	<div style="width: 13.75%;"><div style="width: 13.75%;"></div></div>	1	49	24
Contest Totals	538	100.00%	<div style="width: 100%;"><div style="width: 100%;"></div></div>	24	365	149

### REP County Treasurer

Vote For 1

	TOTAL	VOTE %		Absentee	Early Voting	Election Day
Jeana R. Farrow	443	82.34%	<div style="width: 82.34%;"><div style="width: 82.34%;"></div></div>	23	301	119
Total Votes Cast	443	82.34%	<div style="width: 82.34%;"><div style="width: 82.34%;"></div></div>	23	301	119
Overvotes	0	0.00%	<div style="width: 0%;"><div style="width: 0%;"></div></div>	0	0	0
Undervotes	95	17.66%	<div style="width: 17.66%;"><div style="width: 17.66%;"></div></div>	1	64	30
Contest Totals	538	100.00%	<div style="width: 100%;"><div style="width: 100%;"></div></div>	24	365	149

### REP County Commissioner Pct 4

Vote For 1

	TOTAL	VOTE %		Absentee	Early Voting	Election Day
Eric Elkin	298	55.39%	<div style="width: 55.39%;"><div style="width: 55.39%;"></div></div>	17	204	77
Sharon Sneed Hicks	157	29.18%	<div style="width: 29.18%;"><div style="width: 29.18%;"></div></div>	5	104	48
Dmitriy A. Uzun	54	10.04%	<div style="width: 10.04%;"><div style="width: 10.04%;"></div></div>	1	41	12
Total Votes Cast	509	94.61%	<div style="width: 94.61%;"><div style="width: 94.61%;"></div></div>	23	349	137
Overvotes	0	0.00%	<div style="width: 0%;"><div style="width: 0%;"></div></div>	0	0	0
Undervotes	29	5.39%	<div style="width: 5.39%;"><div style="width: 5.39%;"></div></div>	1	16	12
Contest Totals	538	100.00%	<div style="width: 100%;"><div style="width: 100%;"></div></div>	24	365	149

## PRECINCT 4

### REP JOP

Vote For 1

	TOTAL	VOTE %		Absentee	Early Voting	Election Day
Cody Moore	142	26.39%	<div style="width: 26.39%; background-color: #ffc107;"></div>	9	91	42
Karen Langley	247	45.91%	<div style="width: 45.91%; background-color: #ffc107;"></div>	9	180	58
Rodney Allen Cole	113	21.00%	<div style="width: 21.00%; background-color: #ffc107;"></div>	4	76	33
Total Votes Cast	502	93.31%	<div style="width: 93.31%; background-color: #ffc107;"></div>	22	347	133
Overvotes	0	0.00%	<div style="width: 0.00%; background-color: #ffc107;"></div>	0	0	0
Undervotes	36	6.69%	<div style="width: 6.69%; background-color: #ffc107;"></div>	2	18	16
Contest Totals	538	100.00%	<div style="width: 100.00%; background-color: #ffc107;"></div>	24	365	149

### REP Proposition 1

Vote For 1

	TOTAL	VOTE %		Absentee	Early Voting	Election Day
YES	452	84.01%	<div style="width: 84.01%; background-color: #ffc107;"></div>	18	308	126
NO	63	11.71%	<div style="width: 11.71%; background-color: #ffc107;"></div>	5	39	19
Total Votes Cast	515	95.72%	<div style="width: 95.72%; background-color: #ffc107;"></div>	23	347	145
Overvotes	0	0.00%	<div style="width: 0.00%; background-color: #ffc107;"></div>	0	0	0
Undervotes	23	4.28%	<div style="width: 4.28%; background-color: #ffc107;"></div>	1	18	4
Contest Totals	538	100.00%	<div style="width: 100.00%; background-color: #ffc107;"></div>	24	365	149

### REP Proposition 2

Vote For 1

	TOTAL	VOTE %		Absentee	Early Voting	Election Day
YES	491	91.26%	<div style="width: 91.26%; background-color: #ffc107;"></div>	23	338	130
NO	37	6.88%	<div style="width: 6.88%; background-color: #ffc107;"></div>	1	20	16
Total Votes Cast	528	98.14%	<div style="width: 98.14%; background-color: #ffc107;"></div>	24	358	146
Overvotes	0	0.00%	<div style="width: 0.00%; background-color: #ffc107;"></div>	0	0	0
Undervotes	10	1.86%	<div style="width: 1.86%; background-color: #ffc107;"></div>	0	7	3
Contest Totals	538	100.00%	<div style="width: 100.00%; background-color: #ffc107;"></div>	24	365	149

### REP Proposition 3

Vote For 1

	TOTAL	VOTE %		Absentee	Early Voting	Election Day
YES	380	70.63%	<div style="width: 70.63%; background-color: #ffc107;"></div>	15	257	108
NO	145	26.95%	<div style="width: 26.95%; background-color: #ffc107;"></div>	9	99	37
Total Votes Cast	525	97.58%	<div style="width: 97.58%; background-color: #ffc107;"></div>	24	356	145
Overvotes	0	0.00%	<div style="width: 0.00%; background-color: #ffc107;"></div>	0	0	0
Undervotes	13	2.42%	<div style="width: 2.42%; background-color: #ffc107;"></div>	0	9	4
Contest Totals	538	100.00%	<div style="width: 100.00%; background-color: #ffc107;"></div>	24	365	149

## PRECINCT 4

### REP Proposition 4

Vote For 1

	TOTAL	VOTE %		Absentee	Early Voting	Election Day
YES	449	83.46%	<div style="width: 83.46%;"><div style="width: 83.46%;"></div></div>	20	300	129
NO	70	13.01%	<div style="width: 13.01%;"><div style="width: 13.01%;"></div></div>	4	49	17
Total Votes Cast	519	96.47%	<div style="width: 96.47%;"><div style="width: 96.47%;"></div></div>	24	349	146
Overvotes	0	0.00%	<div style="width: 0.00%;"><div style="width: 0.00%;"></div></div>	0	0	0
Undervotes	19	3.53%	<div style="width: 3.53%;"><div style="width: 3.53%;"></div></div>	0	16	3
Contest Totals	538	100.00%	<div style="width: 100.00%;"><div style="width: 100.00%;"></div></div>	24	365	149

### REP Proposition 5

Vote For 1

	TOTAL	VOTE %		Absentee	Early Voting	Election Day
YES	486	90.33%	<div style="width: 90.33%;"><div style="width: 90.33%;"></div></div>	24	330	132
NO	45	8.36%	<div style="width: 8.36%;"><div style="width: 8.36%;"></div></div>	0	30	15
Total Votes Cast	531	98.70%	<div style="width: 98.70%;"><div style="width: 98.70%;"></div></div>	24	360	147
Overvotes	0	0.00%	<div style="width: 0.00%;"><div style="width: 0.00%;"></div></div>	0	0	0
Undervotes	7	1.30%	<div style="width: 1.30%;"><div style="width: 1.30%;"></div></div>	0	5	2
Contest Totals	538	100.00%	<div style="width: 100.00%;"><div style="width: 100.00%;"></div></div>	24	365	149

### REP Proposition 6

Vote For 1

	TOTAL	VOTE %		Absentee	Early Voting	Election Day
YES	477	88.66%	<div style="width: 88.66%;"><div style="width: 88.66%;"></div></div>	20	324	133
NO	43	7.99%	<div style="width: 7.99%;"><div style="width: 7.99%;"></div></div>	3	27	13
Total Votes Cast	520	96.65%	<div style="width: 96.65%;"><div style="width: 96.65%;"></div></div>	23	351	146
Overvotes	0	0.00%	<div style="width: 0.00%;"><div style="width: 0.00%;"></div></div>	0	0	0
Undervotes	18	3.35%	<div style="width: 3.35%;"><div style="width: 3.35%;"></div></div>	1	14	3
Contest Totals	538	100.00%	<div style="width: 100.00%;"><div style="width: 100.00%;"></div></div>	24	365	149

### REP Proposition 7

Vote For 1

	TOTAL	VOTE %		Absentee	Early Voting	Election Day
YES	484	89.96%	<div style="width: 89.96%;"><div style="width: 89.96%;"></div></div>	21	328	135
NO	30	5.58%	<div style="width: 5.58%;"><div style="width: 5.58%;"></div></div>	2	20	8
Total Votes Cast	514	95.54%	<div style="width: 95.54%;"><div style="width: 95.54%;"></div></div>	23	348	143
Overvotes	0	0.00%	<div style="width: 0.00%;"><div style="width: 0.00%;"></div></div>	0	0	0
Undervotes	24	4.46%	<div style="width: 4.46%;"><div style="width: 4.46%;"></div></div>	1	17	6
Contest Totals	538	100.00%	<div style="width: 100.00%;"><div style="width: 100.00%;"></div></div>	24	365	149

## PRECINCT 4

### REP Proposition 8

Vote For 1

	TOTAL	VOTE %	Absentee	Early Voting	Election Day
YES	506	94.05%	21	347	138
NO	20	3.72%	1	10	9
Total Votes Cast	526	97.77%	22	357	147
Overvotes	0	0.00%	0	0	0
Undervotes	12	2.23%	2	8	2
Contest Totals	538	100.00%	24	365	149

### REP Proposition 9

Vote For 1

	TOTAL	VOTE %	Absentee	Early Voting	Election Day
YES	416	77.32%	21	284	111
NO	99	18.40%	2	66	31
Total Votes Cast	515	95.72%	23	350	142
Overvotes	0	0.00%	0	0	0
Undervotes	23	4.28%	1	15	7
Contest Totals	538	100.00%	24	365	149

### REP Proposition 10

Vote For 1

	TOTAL	VOTE %	Absentee	Early Voting	Election Day
YES	484	89.96%	21	330	133
NO	25	4.65%	2	18	5
Total Votes Cast	509	94.61%	23	348	138
Overvotes	0	0.00%	0	0	0
Undervotes	29	5.39%	1	17	11
Contest Totals	538	100.00%	24	365	149